

April 30, 2026

Prospectus

www.kineticsfunds.com

The **Internet** Fund

The **Global** Fund

The **Paradigm** Fund (KNPYX)

The **Small Cap Opportunities** Fund (KSCYX)

The **Market Opportunities** Fund (KMKYX)

Each a series of Kinetics Mutual Funds, Inc.

The U.S. Securities and Exchange Commission has not approved or disapproved these securities or passed upon the adequacy of the Prospectus. Any representation to the contrary is a criminal offense.

Table of Contents

| | |
|--|-----|
| SUMMARY SECTION..... | 1 |
| THE INTERNET FUND | 1 |
| THE GLOBAL FUND..... | 14 |
| THE PARADIGM FUND..... | 28 |
| THE SMALL CAP OPPORTUNITIES FUND..... | 40 |
| THE MARKET OPPORTUNITIES FUND..... | 53 |
| ADDITIONAL INFORMATION ABOUT THE FUNDS' INVESTMENTS..... | 66 |
| THE INTERNET FUND | 66 |
| THE GLOBAL FUND..... | 68 |
| THE PARADIGM FUND..... | 71 |
| THE SMALL CAP OPPORTUNITIES FUND..... | 73 |
| THE MARKET OPPORTUNITIES FUND..... | 75 |
| ADDITIONAL INFORMATION ABOUT THE RISKS OF INVESTING IN EACH OF THE FUNDS..... | 77 |
| PORTFOLIO HOLDINGS INFORMATION..... | 92 |
| MANAGEMENT OF THE FUNDS AND THE PORTFOLIOS..... | 93 |
| VALUATION OF FUND SHARES..... | 95 |
| HOW TO PURCHASE SHARES..... | 97 |
| HOW TO REDEEM SHARES..... | 99 |
| EXCHANGE PRIVILEGE..... | 104 |
| DISTRIBUTIONS AND TAXES..... | 105 |
| DISTRIBUTION OF SHARES..... | 108 |
| UNIQUE CHARACTERISTICS OF THE FUND STRUCTURE..... | 109 |
| COUNSEL AND INDEPENDENT REGISTERED PUBLIC ACCOUNTING FIRM..... | 110 |
| DESCRIPTION OF INDEXES..... | 111 |
| FINANCIAL HIGHLIGHTS..... | 112 |

SUMMARY SECTION

THE INTERNET FUND

Investment Objectives

The investment objective of the Internet Fund is long-term growth of capital. The Internet Fund seeks to obtain current income as a secondary objective. The Internet Fund is the sole “feeder fund” to The Internet Portfolio, a series of Kinetics Portfolios Trust.

Fees and Expenses of the Fund

This table describes the fees and expenses that you may pay if you buy, hold, and sell shares of the Internet Fund. You may pay other fees, such as brokerage commissions and other fees to financial intermediaries, which are not reflected in the table and example below.

Fee Table⁽¹⁾

| SHAREHOLDER FEES (fees paid directly from your investment) | Institutional Class |
|--|----------------------------|
| Redemption Fee (as a percentage of amount redeemed on shares held for 30 days or less, if applicable) | 2.00% |
| ANNUAL FUND OPERATING EXPENSES (expenses that you pay each year as a percentage of the value of your investment) | Institutional Class |
| Management Fees ⁽¹⁾ | 1.25% |
| Distribution (Rule 12b-1) Fees | None |
| Other Expenses ⁽²⁾ | 0.37% |
| Shareholder Servicing Fees | 0.20% |
| Other Operating Expenses | 0.17% |
| Total Annual Fund Operating Expenses | 1.62% |
| Fee Waiver and/or Expense Reimbursements ⁽³⁾ | -0.15% |
| Total Annual Fund Operating Expenses after Fee Waiver and/or Expense Reimbursements | 1.47% |

(1) This table and the example below reflect the aggregate expenses of the Internet Fund and the Internet Portfolio. The management fees paid by the Internet Fund reflect the proportionate share of fees allocated to the Internet Fund from the Internet Portfolio. The fees and expenses of the Internet Portfolio include those incurred by any subsidiary wholly-owned and controlled by the Internet Portfolio.

(2) “Other Expenses” are estimated for the current fiscal year since Institutional Class Shares of the Internet Fund have not commenced operations as of the date of this Prospectus.

(3) Horizon Kinetics Asset Management LLC, the investment adviser to the Internet Portfolio of the Kinetics Portfolio Trust (the “Investment Adviser”), has contractually agreed to reimburse the Internet Fund the portion of the shareholder servicing fee in excess of 0.05% of average daily net assets until at least April 30, 2027. In addition, the Investment Adviser to the Internet Portfolio has agreed to waive management fees and reimburse Fund expenses so that Total Annual Fund Operating Expenses after Fee Waiver and/or Expense Reimbursements do not exceed 1.25%, excluding acquired fund fees and expenses. These waivers and reimbursements are in effect until April 30, 2027, and may not be terminated without the approval of the Board.

Example. This Example is intended to help you compare the cost of investing in the Internet Fund with the cost of investing in other mutual funds. This Example assumes that you invest \$10,000 in the Internet Fund for the time periods indicated and then redeem all of your shares at the end of those periods. The Example also assumes that your investment has a 5% return each year and that the Internet Fund’s

operating expenses remain the same (taking into account the expense limitations only in the first year). Although your actual costs may be higher or lower, based on these assumptions your costs for the Internet Fund would be:

| | 1 Year | 3 Years | 5 Years | 10 Years |
|----------------------------|--------|---------|---------|----------|
| Institutional Class | \$150 | \$496 | \$867 | \$1,909 |

Portfolio Turnover. The Internet Portfolio pays transaction costs, such as commissions, when it buys and sells securities (or “turns over” its portfolio). A higher portfolio turnover rate may indicate higher transaction costs and may result in higher taxes when Fund shares are held in a taxable account. These costs, which are not reflected in annual fund operating expenses or in the Example, affect the Internet Portfolio’s, and therefore the Internet Fund’s, performance. During the most recent fiscal year, the Internet Portfolio’s portfolio turnover rate was 45% of the average value of its portfolio.

Principal Investment Strategy

The Internet Fund is a non-diversified fund that invests all of its investable assets in the Internet Portfolio, a series of Kinetics Portfolios Trust. Under normal circumstances, the Internet Portfolio invests at least 80% of its net assets plus any borrowings for investment purposes in common stocks, convertible securities, warrants and other equity securities having the characteristics of common stocks (such as American Depositary Receipts (“ADRs”), Global Depositary Receipts (“GDRs”) and International Depositary Receipts (“IDRs”)), of U.S. and foreign companies engaged in the Internet and Internet-related activities and whose businesses are vastly improved through the distribution of content and reduction of costs with the use of the Internet. Internet and internet-related companies include companies (i) involved in software, hardware, information technology services, or infrastructure (including energy and real estate) relating to the internet and (ii) companies involved in enhancement or improvement via the internet. The Internet Portfolio may also invest in exchange-traded funds (“ETFs”) and purchase and write options for hedging purposes and/or direct investment.

The Internet Portfolio may invest up to 20% of its total assets in convertible and non-convertible debt securities rated below investment grade, also known as junk bonds, or unrated securities that the Investment Adviser has determined to be of comparable quality.

The Investment Adviser selects portfolio securities by evaluating a company’s positioning and business model as well as its ability to grow and expand its activities via the Internet or achieve a competitive advantage in cost/profitability and brand image leveraging via use of the Internet. The Investment Adviser also considers a company’s fundamentals by reviewing its balance sheets, corporate revenues, earnings and dividends. Furthermore, the Investment Adviser looks at the amount of capital a company currently expends on research and development. The Internet Portfolio may invest in companies of any size, including small and medium-sized companies. Additionally, the Internet Portfolio may participate in securities lending arrangements up to 33-1/3% of the securities in its portfolio with brokers, dealers, and financial institutions (but not individuals) in order to increase the return on its portfolio.

The Internet Portfolio invests indirectly in bitcoin through a Delaware statutory trust, the Grayscale Bitcoin Trust ETF (“Grayscale Bitcoin Trust”) and through other pooled investment vehicles that provide exposure to crypto assets. Certain of these investment vehicles, including the Grayscale Bitcoin Trust, are not registered under the Investment Company Act of 1940, as amended (the “1940 Act”) and do not receive the protections of the 1940 Act. **The Internet Portfolio will not invest directly in bitcoin or other crypto assets.** The Grayscale Bitcoin Trust is a Bitcoin ETF and enables investors to gain exposure to bitcoin in the form of a security while avoiding the challenges of buying, storing, and safekeeping bitcoin, directly. Bitcoin is a type of crypto asset and is not issued by a government, bank or central organization. Bitcoin exist on an online, peer-to-peer computer network (the “Bitcoin Network”) that

hosts a public transaction ledger where bitcoin transfers are recorded (the “Bitcoin Blockchain”). Bitcoin has no physical existence and exists solely through the record of bitcoin transactions on the Bitcoin Blockchain. The Grayscale Bitcoin Trust invests principally in bitcoin. **The Internet Portfolio held 45.98% of its net assets in the Grayscale Bitcoin Trust as of March 31, 2026.**

The Internet Portfolio contributed a portion of its holdings in the Grayscale Bitcoin Trust to a wholly-owned and controlled subsidiary organized under the laws of the Cayman Islands (the “Cayman Subsidiary”).

The Internet Portfolio is also the sole shareholder of a wholly owned subsidiary organized under Delaware law (the “Delaware Subsidiary”). The Internet Portfolio contributed a portion of its holdings in the Grayscale Bitcoin Trust to the Delaware Subsidiary. Any net gains that the Delaware Subsidiary recognizes on future sales of the contributed Grayscale Bitcoin Trust shares will be subject to federal and state corporate income tax, but the dividends that the Delaware Subsidiary pays to the Internet Portfolio (*i.e.*, those gains, net of the tax paid and any other expenses of the Delaware Subsidiary, such as its management and advisory fees) will be eligible to be treated as “qualified dividend income” under the Internal Revenue Code of 1986, as amended (the “Internal Revenue Code”). The Delaware Subsidiary and the Cayman Subsidiary are each referred to herein as a “Subsidiary” and collectively as “Subsidiaries.” Additional information regarding the tax treatment of the Fund is provided in the “Taxes” section of the SAI.

In the future, the Internet Portfolio may seek to gain additional exposure to the Grayscale Bitcoin Trust that may not produce qualifying income for the Internet Fund under the Internal Revenue Code if held directly. The Internet Portfolio will not make any additional investments in the Grayscale Bitcoin Trust if as a result of such investment, its aggregate investment in the Grayscale Bitcoin Trust, either directly or through a Subsidiary, would be more than 15% of its assets at the time of the investment. However, the Portfolio’s investment in the Grayscale Bitcoin Trust may, at times, exceed 15% of its net assets, due to appreciation.

Each Subsidiary invests primarily in the Grayscale Bitcoin Trust. The Internet Portfolio will invest in its Subsidiaries in a manner that is consistent with the limitations of the federal tax laws, rules and regulations that apply to the Internet Fund as a “regulated investment company” (“RIC”) under Subchapter M of Subtitle A, Chapter 1, of the Internal Revenue Code (“Subchapter M”). However, the Internet Portfolio and each Subsidiary comply with the same fundamental investment restrictions on an aggregate basis, to the extent those restrictions are applicable to the investment activities of each Subsidiary. Each Subsidiary also complies with Section 17 of the 1940 Act relating to affiliated transactions and custody, and the Investment Adviser complies with Section 15 of the 1940 Act, relating to investment advisory contracts with respect to the Subsidiaries. Unlike the Internet Fund, each Subsidiary does not, and will not, seek to qualify as a RIC. The Internet Portfolio is the sole shareholder of each Subsidiary and does not expect shares of the Subsidiaries to be offered or sold to other investors. The Subsidiaries include entities that engage in investment activities in securities or other assets that are primarily controlled by the Internet Portfolio. The Internet Portfolio does not intend to create or acquire primary control of any entity which primarily engages in investment activities in securities or other assets other than entities wholly-owned by the Internet Portfolio.

Sell decisions are generally triggered by either adequate value being achieved, as determined by the Investment Adviser, or by an adverse change in a company’s operating performance or a deterioration of the company’s business model. A sell trigger may also occur if the Investment Adviser discovers a new investment opportunity that it believes is more compelling and represents a greater risk reward profile than other investment(s) held by the Internet Portfolio.

The Internet Portfolio may maintain during a temporary period, which could be for a short period or a longer period lasting several years or more, of abnormal conditions, a significant portion of its total assets in cash and securities, generally considered to be cash and cash equivalents, including, but not limited to: high quality, U.S. short-term debt securities and money market instruments. The Investment Adviser will invest in such short-term cash positions to the extent that the Investment Adviser is unable to find sufficient investments meeting its criteria and when the Investment Adviser believes the purchase of additional equity securities would not further the investment objective of the Internet Portfolio during such periods of time. Additionally, to respond to adverse market, economic, political or other conditions, which may persist for short or long periods of time, the Internet Portfolio may invest up to 100% of its assets in the types of high quality, U.S. short-term debt securities and money market instruments described above.

If the market advances during periods when the Internet Portfolio is holding a large cash position, the Portfolio may not participate as much as it would have if it had been more fully invested in securities. In the aforementioned temporary defensive periods, the Investment Adviser believes that an additional amount of liquidity in the Internet Portfolio is desirable both to meet operating requirements and to take advantage of new investment opportunities. When the Internet Portfolio holds a significant portion of assets in cash and cash equivalents, it may not meet its investment objective.

The Internet Portfolio held 32.81% of its net assets in the Texas Pacific Land Corporation (the “Land Corporation”) as of March 31, 2026. The Land Corporation is a corporation organized under the laws of the state of New York. One of the largest land owners in Texas, the Land Corporation derives most of its income from oil and gas royalty revenue, land easements and water royalties and sales. The Land Corporation has historically operated with minimal operating expenses, little to no debt and utilized cash flow to return capital to unitholders through share repurchases and dividends. While the Land Corporation has held the majority of its assets since its formation in 1888, the development of energy resources subject to its royalty interests and related land use have experienced rapid growth in recent years due to advances in energy exploration and extraction technologies.

Principal Investment Risks

Investing in common stocks has inherent risks that could cause you to lose money. The principal risks of investing in the Internet Fund, and indirectly the Internet Portfolio, are listed below and could adversely affect the net asset value (“NAV”), total return and value of the Internet Fund, Internet Portfolio and your investment. The risks are prioritized by order of importance. Each risk summarized below is considered a principal risk of investing in the Internet Fund, and indirectly the Internet Portfolio, regardless of the order in which it appears. Different risks may be more significant at different times depending on market conditions or other factors.

- ▶ *Crypto Asset Exposure Risk:* Crypto assets (also referred to as “virtual currencies” and “digital currencies”) are digital assets designed to act as a medium of exchange. Although crypto assets are an emerging asset class, they are not presently widely accepted as a medium of exchange. There are thousands of crypto assets, the most well-known of which is bitcoin.

Bitcoin or BTC was the first decentralized crypto asset. Bitcoin is a type of crypto asset that is not issued by a government, bank or central organization. Bitcoin exists on an online, peer-to-peer computer network that hosts the Bitcoin Blockchain. Bitcoin has no physical existence and exists solely through the record of bitcoin transactions on the Bitcoin Blockchain. The Bitcoin Network allows people to exchange tokens of value, bitcoins, which are recorded on a public transaction ledger

known as a Blockchain. The Fund may invest indirectly in bitcoin through the Grayscale Bitcoin Trust and through other pooled investment vehicles that provide exposure to crypto assets. Grayscale Bitcoin Trust is a Bitcoin ETF that enables investors to gain exposure to bitcoin in the form of a security while avoiding the challenges of buying, storing, and safekeeping bitcoin, directly.

In addition to the general risks of investing in other investment vehicles, the value of the Internet Portfolio's indirect investments in crypto assets are subject to fluctuations in the value of the crypto asset, which can be highly volatile. The value of crypto assets is determined by the supply and demand for crypto assets in the global market for the trading of crypto assets, which consists primarily of transactions on crypto asset trading platforms. The value of crypto assets has been, and may continue to be, substantially dependent on speculation, such that trading and investing in crypto assets generally may not be based on fundamental analysis. The Internet Portfolio's exposure to crypto assets can result in substantial losses to the Internet Fund.

Crypto assets facilitate decentralized, peer-to-peer financial exchange and value storage, without the oversight of a central authority or banks. The value of crypto assets are not backed by any government, corporation, or other identified body. Crypto assets are also susceptible to theft, loss and destruction.

Crypto assets trade on crypto asset trading platforms, which are largely unregulated and may therefore be more exposed to fraud and failure than established, regulated exchanges for securities, derivatives and other currencies. These crypto asset trading platforms can cease operating temporarily or even permanently, resulting in the potential loss of users' crypto assets or other market disruptions. Crypto asset trading platforms may be more exposed to the risk of market manipulation than exchanges for more traditional assets. Individuals or organizations holding a large amount of crypto assets in which the Internet Portfolio may invest indirectly (also known as "whales") may have the ability to manipulate the prices of those crypto assets. Crypto asset trading platforms on which crypto assets are traded are or may become subject to enforcement actions by regulatory authorities. Crypto asset trading platforms that are regulated typically must comply with minimum net worth, cybersecurity, and anti-money laundering requirements, but are not typically required to protect customers or their markets to the same extent that regulated securities exchanges or futures exchanges are required to do so. Furthermore, crypto asset trading platforms may be operating out of compliance with regulations, and many crypto asset trading platforms lack certain safeguards established by more traditional exchanges to enhance the stability of trading on the exchange, such as measures designed to prevent sudden drops in value of items traded on the exchange (*i.e.*, "flash crashes"). As a result, the prices of crypto assets on crypto asset trading platforms may be subject to larger and more frequent sudden declines than assets traded on more traditional exchanges.

Currently, there is relatively limited use of crypto assets in the retail and commercial marketplace, which contributes to price volatility. A lack of expansion by crypto assets into retail and commercial markets, or a contraction of such use, may result in increased volatility or a reduction in the value of crypto assets, either of which could adversely impact the value of the Internet Portfolio's investment. In addition, to the extent market participants develop a preference for one crypto asset over another, the value of the less preferred crypto assets would likely be adversely affected. Crypto assets are a new technological innovation with a limited history; it is a highly speculative asset and future regulatory actions or policies may limit, perhaps to a materially adverse extent, the value of the Internet Portfolio's indirect investment in crypto assets and the ability to exchange a crypto asset or utilize it for payments.

- ▶ *Crypto Asset Industry Risk:* The crypto asset industry is a newer, speculative, and still-developing industry that faces many risks. The crypto asset industry may still be experiencing a bubble or may experience a bubble again in the future. For example, in the first half of 2022, each of Celsius Network, Voyager Digital Ltd., and Three Arrows Capital declared bankruptcy, resulting in a loss of confidence in participants of the digital asset ecosystem and negative publicity surrounding digital assets more broadly. In November 2022, FTX Trading Ltd. (“FTX”), one of the largest digital asset platforms by volume at the time, halted customer withdrawals amid rumors of the company’s liquidity issues and likely insolvency, which were subsequently corroborated by its CEO. Shortly thereafter, FTX’s CEO resigned and FTX and many of its affiliates filed for bankruptcy in the United States, while other affiliates have entered insolvency, liquidation, or similar proceedings around the globe, following which the U.S. Department of Justice brought criminal fraud and other charges, and the Securities and Exchange Commission (“SEC”) and Commodity Futures Trading Commission (“CFTC”) brought civil securities and commodities fraud charges, against certain of FTX’s and its affiliates’ senior executives, including its former CEO. In addition, several other entities in the crypto asset industry filed for bankruptcy following FTX’s bankruptcy filing, such as BlockFi Inc. and Genesis Global Capital, LLC. In response to these events, the prices of crypto assets experienced extreme volatility and other entities in the crypto asset industry have been negatively affected. It is possible that similar events could occur in the future, which would undermine confidence in the crypto asset industry and negatively affect the value of crypto assets. It is not possible to predict at this time all of the risks that they may pose to the Internet Portfolio, and therefore the Internet Fund, its service providers or to the crypto asset industry as a whole.

Factors affecting the further development of crypto assets include, but are not limited to, continued worldwide growth or possible cessation or reversal in the adoption and use of crypto assets and other digital assets; government and quasi-government regulation or restrictions on or regulation of access to and operation of digital asset networks; changes in consumer demographics and public preferences; maintenance and development of open-source software protocol; availability and popularity of other forms or methods of buying and selling goods and services; the use of the networks supporting digital assets, such as those for developing smart contracts and distributed applications; general economic conditions and the regulatory environment relating to digital assets; negative consumer or public perception; and general risks tied to the use of information technologies, including cyber risks. A hack or failure of one crypto asset may lead to a loss in confidence in, and thus decreased usage and/or value of, other crypto assets.

- ▶ *Crypto Asset Regulatory Risk:* Crypto asset markets in the U.S. exist in a state of regulatory uncertainty. Regulatory changes or actions by Congress as well as U.S. federal or state agencies may adversely affect the value of the Internet Portfolio’s indirect investments in crypto assets. As digital assets have grown in both popularity and market size, a number of state and federal agencies have issued consumer advisories regarding the risks posed by digital assets to investors. In addition, the SEC, U.S. state securities regulators and several foreign governments have issued warnings and instituted legal proceedings in which they argue that certain digital assets may be classified as securities and that both those digital assets and any related initial coin offerings are subject to securities regulations. Additionally, U.S. state and federal, and foreign regulators and legislatures have taken action against virtual currency businesses or enacted restrictive regimes in response to adverse publicity arising from hacks, consumer harm, or criminal activity stemming from virtual currency activity.

The Internet Portfolio’s exposure to crypto assets may change over time and, accordingly, such exposure may not be represented in the Internet Portfolio’s portfolio at any given time. Many

significant aspects of the tax treatment of investments in crypto assets are uncertain, and a direct or indirect investment in crypto assets may produce non-qualifying income.

- ▶ *Non-Diversification Risks:* Holding a large portion of its net assets in a small number of issuers exposes the Portfolio to various risks relating to those issuers. A change in the value of any one investment may affect the overall value of the Internet Portfolio's shares, and therefore the Internet Fund's shares, more than shares of a diversified mutual fund that holds more investments.
- ▶ *Single Security Concentration Risk:* Holding a large portion of its net assets in a single security or issuer exposes the Portfolio to various risks relating to that security or issuer and to the market volatility of that specific security or issuer if the security or issuer performs worse than the market as a whole, which could adversely affect the Portfolio's performance.
- ▶ *Internet Industry Concentration Risks:* Investing a substantial portion of the Internet Portfolio's assets in the Internet industry carries the risk that Internet-related securities will decline in price due to market and technological developments. Internet and Internet-related companies, including companies (i) involved in software, hardware, information technology services, or infrastructure (including energy and real estate) relating to the internet and (ii) companies involved in enhancement or improvement via the internet are subject to a rate of change in technology and competition which is generally higher than that of other industries. As artificial intelligence is used more widely, the profitability and growth of Portfolio holdings may be impacted, which could significantly impact the overall performance of the Fund. To the extent the Portfolio invests in companies that are involved in various aspects of artificial intelligence technologies, it is particularly sensitive to the risks of those types of companies. These risks include, but are not limited to, small or limited markets for such securities, changes in business cycles, world economic growth, technological progress, rapid obsolescence, and government regulation.
- ▶ *Petroleum and Gas Sector Risk:* The profitability of companies in the oil and gas industry is related to worldwide energy prices, exploration costs and production spending. Companies in the oil and gas industry may be at risk for environmental damage claims and other types of litigation. Companies in the oil and gas industry may be adversely affected by: natural disasters or other catastrophes; changes in exchange rates or interest rates; prices for competitive energy services, economic conditions, tax treatment, or government regulation; government intervention; negative public perception; or unfavorable events in the regions where companies operate (e.g., expropriation, nationalization, confiscation of assets and property, imposition of restrictions on foreign investments or repatriation of capital, military coups, social or political unrest, violence or labor unrest). Companies in the oil and gas industry may have significant capital investments in, or engage in transactions involving, emerging market countries, which may heighten these risks.
- ▶ *Tax Risks:* In order to qualify as a RIC, the Internet Fund must meet certain requirements regarding the source of its income, the diversification of its assets and the distribution of its income. Under the test regarding the source of a RIC's income, at least 90% of the gross income of the RIC each year must be qualifying income, which consists of dividends, interest, gains on investments in securities and certain other categories of investment income. It appears to be the position of the Internal Revenue Service (the "IRS") that gain realized on bitcoin investments such as investments in the Grayscale Bitcoin Trust will not be qualifying income. The Internet Portfolio's investment in each Subsidiary is expected to provide the Internet Fund with exposure to such bitcoin investments within the limitations of the Internal Revenue Code for qualification as a RIC because, under applicable tax rules, the earnings of each Subsidiary will be qualifying income for the RIC when distributed by the Subsidiary even though the income would not be qualifying income if earned directly by the RIC or indirectly by an entity classified as a partnership for federal income tax purposes, such as the Internet

Portfolio, in which the RIC invests. There is a risk, however, that the IRS might assert that the income derived from the Internet Portfolio's investment in a Subsidiary will not be considered qualifying income. If the Internet Fund were to fail to qualify as a RIC and become subject to federal income tax, shareholders of the Internet Fund would be subject to diminished returns. Additionally, the Internet Fund invests, directly and indirectly, in entities that take the position that they are not subject to entity-level tax. If any such entity is reclassified as a corporation for U.S. federal income tax purposes, shareholders of the Internet Fund would be subject to diminished returns. Changes in the laws of the United States, Delaware and/or the Cayman Islands could result in the inability of the Internet Portfolio and/or its Subsidiaries to operate as described in this Prospectus and could adversely affect the Internet Fund. For example, the Cayman Islands does not currently impose any income, corporate or capital gains tax or withholding tax on the Cayman Subsidiary. If Cayman Islands law changes such that the Cayman Subsidiary must pay Cayman Islands taxes, Fund shareholders would likely suffer decreased investment returns.

- ▶ *Sector Concentration Risk:* The Internet Portfolio may, at certain times, have concentrations in one or more sectors which may cause the Portfolio to be more sensitive to economic changes or events occurring in those sectors, and the Portfolio's investments may be more volatile. **As of December 31, 2025, the Portfolio had 25.7% invested in the Finance and Insurance sector.**
- ▶ *Volatility Risk:* The Portfolio may have investments, including but not limited to bitcoin, that appreciate or depreciate significantly in value over short periods of time. This may cause the Portfolio's net asset value per share to experience significant increases or declines in value over short periods of time.
- ▶ *Management Risks:* There is no guarantee that the Internet Fund will meet its investment objective. The Investment Adviser does not guarantee the performance of the Internet Fund, nor can it assure you that the market value of your investment will not decline.
- ▶ *Small and Medium-Size Company Risks:* Investing in small and medium-size companies often involve more risks than investing in larger companies as small and medium-size companies have narrower markets and more limited managerial and financial resources than do larger, more established companies. As a result, their performance can be more volatile and they face a greater risk of business failure, which could increase the volatility of the Internet Portfolio's assets and have an adverse effect on the Portfolio's performance.
- ▶ *Stock Selection Risks:* The portfolio securities selected by the Investment Adviser may decline in value or not increase in value when the stock market in general is rising and may fail to meet the Internet Portfolio's, and therefore the Internet Fund's, investment objective.
- ▶ *Market Risks:* Mutual funds are subject to market risks and significant fluctuations in value. If the market declines in value, the Internet Portfolio is likely to decline in value and you could lose money on your investment. Natural disasters, public health emergencies (including epidemics and pandemics), geopolitical events, tariffs and trading disruptions, terrorism and other global unforeseeable events may lead to instability in world economies and markets, market volatility and may have adverse long-term effects. Advancements in technology may adversely impact markets and the overall performance of the Fund. For example, as artificial intelligence is used more widely, the profitability and growth of Portfolio holdings may be impacted, which could significantly impact the overall performance of the Fund.
- ▶ *Valuation Risk:* The sales price the Portfolio could receive for any particular portfolio investment may differ from the Portfolio's valuation of the investment, particularly for securities or other investments,

such as bitcoin, that trade in thin or volatile markets or that are valued using a fair value methodology. Valuation may be more difficult in times of market turmoil since many investors and market makers may be reluctant to purchase complex instruments or quote prices for them. Fair valuation of the Portfolio's investments involves subjective judgment. The Portfolio's ability to value its investments may be impacted by technological issues and/or errors by pricing services or other third-party service providers. Shares of the Grayscale Bitcoin Trust are intended to reflect the price of bitcoin assets, less fees and expenses, and shares of the Grayscale Bitcoin Trust have historically traded, and may continue to trade, at a significant discount or premium to net asset value. As such, the price of the Grayscale Bitcoin Trust may go down even if the price of the underlying asset, bitcoin, remains unchanged. Additionally, shares that trade at a premium mean that an investor who purchases \$1 of a portfolio will actually own less than \$1 in assets.

- ▶ *Liquidity Risks:* The Investment Adviser may not be able to sell portfolio securities at an optimal time or price. The Portfolio's significant investment in a single position, makes the Portfolio especially susceptible to the risk that during certain periods the liquidity of the single position will decrease or disappear suddenly and without warning as a result of adverse market or political events, or adverse investor perceptions.
- ▶ *Subsidiary Risks:* By investing in its Subsidiaries, the Internet Portfolio is indirectly exposed to the risks associated with each Subsidiary's investments. Those investments held by the Subsidiaries are generally similar to the investments that are permitted to be held by the Internet Portfolio and are subject to the same risks that would apply to similar investments if held directly by the Internet Portfolio. Each Subsidiary is not registered under the 1940 Act and, unless otherwise noted in this Prospectus, is not subject to all the investor protections of the 1940 Act. In addition, changes in the laws of the United States, Delaware and/or the Cayman Islands could result in the inability of the Internet Portfolio and/or its Subsidiaries to continue to operate and could adversely affect the Internet Fund's performance.
- ▶ *Leveraging Risks:* Investments in derivative instruments may give rise to a form of leverage. The Investment Adviser may engage in speculative transactions, which involve substantial risk and leverage. The use of leverage by the Investment Adviser may increase the volatility of the Internet Portfolio. These leveraged instruments may result in losses to the Internet Portfolio or may adversely affect the Internet Portfolio's NAV or total return, because instruments that contain leverage are more sensitive to changes in interest rates. The Internet Portfolio may also have to sell assets at inopportune times to satisfy its obligations in connection with such transactions.
- ▶ *Interest Rate Risk:* The risk that when interest rates increase, fixed-income securities held by the Internet Portfolio will decline in value. Long-term fixed-income securities will normally have more price volatility because of this risk than short-term fixed-income securities. A low or negative interest rate environment could cause the Internet Portfolio's earnings to fall below the Portfolio's expense ratio, resulting in a decline in the Portfolio's share price. A general rise in interest rates may cause investors to move out of fixed income securities on a large scale, which could adversely affect the price and liquidity of fixed income securities. The risks associated with changing interest rates may have unpredictable effects on the markets and the Internet Portfolio's investments.
- ▶ *Foreign Securities Risks:* Investing in foreign securities directly or indirectly (e.g., through ADRs, GDRs, and IDRs) can carry higher returns but involve more risks than those associated with U.S. investments. Additional risks associated with investment in foreign securities include currency fluctuations, political and economic instability, tariffs and trading disruptions, less publicly available information, differences in financial reporting standards and less stringent regulation of securities

markets. Foreign securities in which the Portfolio invests may be traded in markets that close before the time that the Portfolio calculates its NAV. Furthermore, certain foreign securities in which the Portfolio invests may be listed on foreign exchanges that trade on weekends or other days when the Portfolio does not calculate its NAV. As a result, the value of the Portfolio's holdings may change on days when shareholders are not able to purchase or redeem the Internet Fund's shares.

- ▶ *Exchange-Traded Funds (ETFs) Risks:* ETFs are registered investment companies whose shares are listed and traded on U.S. stock exchanges or otherwise traded in the over-the-counter market. In general, passively-managed ETFs seek to track a specified securities index or a basket of securities that an "index provider," such as S&P Global, selects as representative of a market, market segment or industry sector. A passively-managed ETF is designed so that its performance will correspond closely with that of the index it tracks. Actively-managed ETFs may not meet their investment objective based on an ETF's investment adviser's success or failure to implement strategies for the ETF and/or the investment adviser's ability to control the ETF's level of risk. A leveraged ETF will engage in transactions and purchase instruments that give rise to forms of leverage, including, among others, the use of reverse repurchase agreements and other borrowings, the investment of collateral from loans of portfolio securities, the use of when issued, delayed-delivery or forward commitment transactions or short sales. To the extent a fund invests in ETFs that achieve leveraged exposure to their underlying indexes through the use of derivative instruments, the fund will indirectly be subject to leveraging risk. As a shareholder in an ETF, the Internet Portfolio will bear its pro rata portion of an ETF's expenses, including advisory fees, in addition to its own expenses. The existence of extreme market volatility or potential lack of an active trading market for an ETF's shares could result in such shares trading at a significant premium or discount to their NAV.
- ▶ *Convertible Securities Risks:* Convertible securities are subject to the risks affecting both equity and fixed income securities, including market, credit, liquidity and interest rate risk.
- ▶ *Below Investment Grade Debt Securities Risks:* Generally, below investment grade debt securities, *i.e.*, junk bonds, are subject to greater credit risk, price volatility and risk of loss than investment grade securities. Junk bonds are considered to be speculative in nature.
- ▶ *IPO Risk:* IPO share prices can be volatile and fluctuate considerably due to factors such as the absence of a prior public market, unseasoned trading, a limited number of shares available for trading, and limited operating history and/or information about the issuer. The purchase of IPO shares may involve high transaction costs. IPO shares are subject to market risk and liquidity risk.
- ▶ *Cybersecurity Risk:* Cybersecurity incidents may allow an unauthorized party to gain access to Internet Fund assets or proprietary information, or cause the fund, the Investment Adviser, and/or other service providers (including custodians and financial intermediaries) to suffer data breaches or data corruption. Additionally, cybersecurity failures or breaches of the electronic systems of the Internet Fund, the Investment Adviser, or the Internet Fund's other service providers, or the issuers of securities in which the Internet Portfolio invests have the ability to disrupt and negatively affect the Fund's business operations, including the ability to purchase and sell fund shares, potentially resulting in financial losses to the Internet Fund and its shareholders.
- ▶ *Temporary Defensive Position Risk:* If the Internet Portfolio takes a temporary defensive position, it may invest all or a large portion of its assets in cash and/or cash equivalents. If the Internet Portfolio takes a temporary defensive position, the Internet Fund may not achieve its investment objective.

Who may want to invest?

The Internet Fund may be appropriate for investors who:

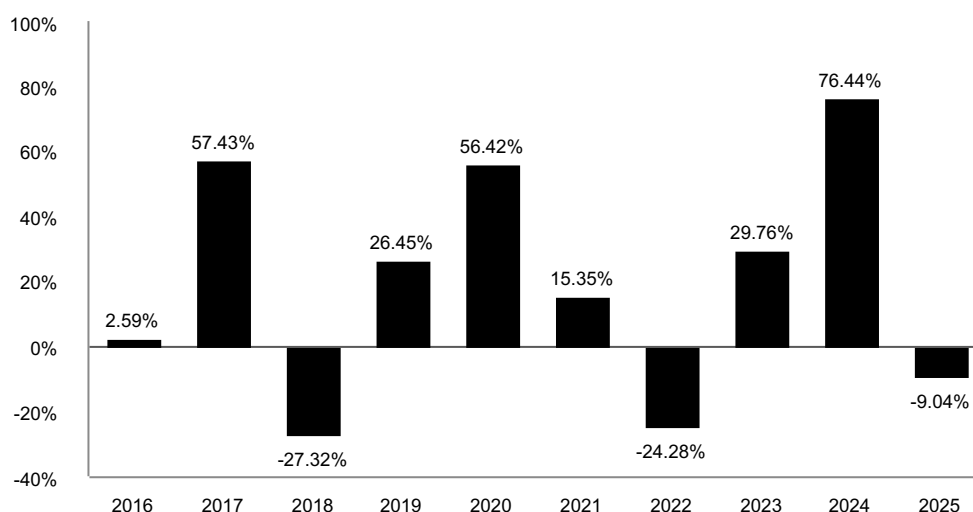
- wish to invest for the long-term;
- want to diversify their portfolios;
- want to allocate some portion of their long-term investments to value equity investing;
- are willing to accept the volatility associated with equity and Bitcoin investing; and
- are comfortable with the risks described herein.

Performance

The Institutional Class shares of the Internet Fund had not commenced operations as of December 31, 2023. The performance information shown below is for another class of shares (No Load Class) of the Internet Fund that is not offered in this Prospectus but would have substantially similar annual returns because each Class of shares will be invested in the same portfolio of securities. Annual returns will differ only to the extent that the Classes do not have the same expenses.

The bar chart and table shown below illustrate the variability of the returns for the Internet Fund's No Load Class. The bar chart indicates the risks of investing in the Internet Fund by showing the changes in the Internet Fund's performance from year to year (on a calendar year basis). The table shows how the Internet Fund's average annual returns, before and after taxes, compare with those of the S&P 500[®] Index and the NASDAQ Composite[®] Index, which represent broad measures of market performance. The past performance of the Internet Fund, before and after taxes, is not necessarily an indication of how the Internet Fund or the Internet Portfolio will perform in the future. Updated performance information is available on the Fund's website at <https://www.kineticsfunds.com> or by calling the Fund toll-free at (800) 930-3828.

**The Internet Fund – No Load Class
Calendar Year Returns as of 12/31**



| | | |
|----------------|---------|---------|
| Best Quarter: | Q4 2020 | 51.80% |
| Worst Quarter: | Q2 2022 | -25.13% |

The Internet Fund’s after-tax returns as shown in the following table are calculated using the historical highest individual federal marginal income tax rates and do not reflect the impact of state and local taxes. Your actual after-tax returns depend on your tax situation and may differ from those shown. If you own Fund shares in a tax-deferred account, such as a 401(k) plan or an individual retirement account (“IRA”), the information on after-tax returns is not relevant to your investment. After-tax returns are shown for the No Load Class shares only. After-tax returns for the Institutional Class shares will differ. The Return After Taxes on Distributions and Sale of Fund Shares is higher than other return figures when a capital loss occurs upon the redemption of Fund shares.

Average Annual Total Returns as of 12/31/2025

| | 1 Year | 5 Years | 10 Years | Since Inception ⁽¹⁾ |
|---|--------|---------|----------|--------------------------------|
| The Internet Fund (WWWFX) No Load | | | | |
| Return Before Taxes | -9.04% | 12.71% | 15.49% | 14.65% |
| Return After Taxes on Distributions | -9.42% | 12.43% | 13.84% | 13.71% |
| Return After Taxes on Distributions and Sale of Fund Shares | -5.08% | 10.14% | 12.24% | 12.98% |
| S&P 500 [®] Index (reflects no deductions for fees, expenses or taxes) | 17.88% | 14.42% | 14.82% | 10.05% |
| NASDAQ Composite [®] Index (reflects no deduction for fees, expenses or taxes) | 20.36% | 12.52% | 16.59% | 10.57% |

⁽¹⁾ The Internet Fund’s No Load Class shares commenced operations on October 21, 1996 and converted into a feeder fund of the Internet Portfolio on April 28, 2000. The returns for the two indices in this column have been calculated since the October 21, 1996 inception date of the Internet Fund’s No Load Class shares.

Management

Investment Adviser. Horizon Kinetics Asset Management LLC is the Internet Portfolio’s investment adviser.

Portfolio Managers. The Internet Portfolio is managed by an investment team with Mr. Doyle, Mr. Davolos and Mr. Colavita as the Co-Portfolio Managers. Each investment team member serves as a research analyst.

| <i>Investment team member</i> | <i>Primary Title</i> | <i>Years of Service with the Fund</i> |
|-------------------------------|------------------------|---------------------------------------|
| Peter B. Doyle | Co-Portfolio Manager | 27 |
| James Davolos | Co-Portfolio Manager | 20 |
| Brandon Colavita | Co-Portfolio Manager | 1 |
| Steven Tuen | Investment Team Member | 27 |
| Steven Bregman | Investment Team Member | 10 |

Purchase and Sale of Fund Shares

You may purchase, exchange or redeem Fund shares on any business day by written request via mail (Kinetics Mutual Funds – The Internet Fund, c/o U.S. Bank Global Fund Services, P.O. Box 219252,

Kansas City, MO 64121-9252), by telephone at 1-800-930-3828, or through a financial intermediary. You may also purchase or redeem Fund shares by wire transfer. The minimum initial investment for both regular accounts and IRAs is \$1,000,000 (\$2,000 for Coverdell Education Savings Accounts). There is no minimum on subsequent investments for all account types.

Tax Information

Unless you are investing through a tax-deferred arrangement, such as a 401(k) or an IRA, the Fund's distributions will generally be taxable to you at ordinary income or capital gain tax rates, and you will generally recognize gain or loss when you redeem shares.

Payments to Broker-Dealers and Other Financial Intermediaries

If you purchase the Fund through a broker-dealer or other financial intermediary, the Fund and/or its Investment Adviser may pay the intermediary for the sale of Fund shares and related services. These payments may create a conflict of interest by influencing the broker-dealer or other financial intermediary and your salesperson to recommend the Fund over another investment. Ask your salesperson or visit your financial intermediary's website for more information.

THE GLOBAL FUND

Investment Objective

The investment objective of the Global Fund is long-term growth of capital. The Global Fund is the sole “feeder fund” to The Global Portfolio, a series of Kinetics Portfolios Trust.

Fees and Expenses of the Fund

This table describes the fees and expenses that you may pay if you buy, hold, and sell shares of the Global Fund. You may pay other fees, such as brokerage commissions and other fees to financial intermediaries, which are not reflected in the table and example below.

Fee Table⁽¹⁾

| SHAREHOLDER FEES (fees paid directly from your investment) | Institutional Class |
|--|----------------------------|
| Redemption Fee (as a percentage of amount redeemed on shares held for 30 days or less, if applicable) | 2.00% |
| ANNUAL FUND OPERATING EXPENSES (expenses that you pay each year as a percentage of the value of your investment) | Institutional Class |
| Management Fees ⁽¹⁾ | 1.25% |
| Distribution (Rule 12b-1) Fees | None |
| Other Expenses ⁽²⁾ | 0.53% |
| Shareholder Servicing Fees | 0.20% |
| Other Operating Expenses | 0.33% |
| Total Annual Fund Operating Expenses | 1.78% |
| Fee Waiver and/or Expense Reimbursements ⁽³⁾ | -0.59% |
| Total Annual Fund Operating Expenses after Fee Waiver and/or Expense Reimbursements | 1.19% |

⁽¹⁾ This table and the example below reflect the aggregate expenses of the Global Fund and the Global Portfolio. The management fees paid by the Global Fund reflect the proportionate share of fees allocated to the Global Fund from the Global Portfolio. The fees and expenses of the Global Portfolio include those incurred by any subsidiary wholly-owned and controlled by the Global Portfolio.

⁽²⁾ “Other Expenses” are estimated for the current fiscal year since Institutional Class Shares of the Global Fund have not commenced operations as of the date of this Prospectus.

⁽³⁾ Horizon Kinetics Asset Management LLC, the investment adviser to the Global Portfolio of the Kinetics Portfolios Trust (the “Investment Adviser”), has contractually agreed to reimburse the Global Fund the portion of the shareholder servicing fee in excess of 0.05% of average daily net assets until at least April 30, 2027. In addition, the Investment Adviser to the Global Portfolio has agreed to waive management fees and reimburse Fund expenses so that Total Annual Fund Operating Expenses after Fee Waiver and/or Expense Reimbursements do not exceed 1.19%, excluding acquired fund fees and expenses. These waivers and reimbursements are in effect until April 30, 2027, and may not be terminated without the approval of the Board.

Example. This Example is intended to help you compare the cost of investing in Institutional Class shares of the Global Fund with the cost of investing in other mutual funds. This Example assumes that you invest \$10,000 in the Global Fund for the time periods indicated and then redeem all of your shares at the end of these periods. The Example also assumes that your investment has a 5% return each year and that the Global Fund’s operating expenses remain the same (taking into account the expense limitations only in the first year). Although your actual costs may be higher or lower, based on these assumptions your cost for the Global Fund would be:

| | 1 Year | 3 Years | 5 Years | 10 Years |
|----------------------------|---------------|----------------|----------------|-----------------|
| Institutional Class | \$121 | \$503 | \$909 | \$2,046 |

Portfolio Turnover. The Global Portfolio pays transaction costs, such as commissions, when it buys and sells securities (or “turns over” its portfolio). A higher portfolio turnover rate may indicate higher transaction costs and may result in higher taxes when Fund shares are held in a taxable account. These costs, which are not reflected in annual fund operating expenses or in the Example, affect the Global Portfolio’s, and therefore the Global Fund’s, performance. During the most recent fiscal year, the Global Portfolio’s portfolio turnover rate was 5% of the average value of its portfolio.

Principal Investment Strategy

The Global Fund is a diversified fund that invests all of its investable assets in the Global Portfolio, a series of Kinetics Portfolios Trust. Under normal circumstances, the Global Portfolio invests at least 65% of its net assets plus any borrowings for investment purposes in common stocks, exchange-traded funds (“ETFs”), convertible securities, warrants and other equity securities having the characteristics of common stocks (such as American Depositary Receipts (“ADRs”), Global Depositary Receipts (“GDRs”) and International Depositary Receipts (“IDRs”)) of foreign and U.S. companies listed on publicly traded exchanges. At least 40% of the Global Portfolio’s net assets will be invested in companies located outside the United States. The Global Portfolio will at all times have exposure to at least three (3) countries, which may include the United States. The Global Portfolio may also purchase and write options for hedging purposes and/or direct investment and invest in participatory notes (commonly known as “P-notes”) to take positions in certain foreign securities.

The Global Portfolio may invest up to 20% of its total assets in convertible and non-convertible debt securities rated below investment grade, also known as junk bonds, or unrated securities that the Investment Adviser has determined to be of comparable quality. The Global Portfolio may invest up to 100% of its assets in companies located in emerging markets.

The Investment Adviser selects portfolio securities by evaluating a company’s positioning and business model as well as its ability to grow and expand its activities or achieve a greater competitive advantage in cost/profitability and brand image leveraging. This evaluation by the Investment Adviser includes consideration of a company’s potential to maintain and grow long lived assets, while generating high returns on capital with operating predictability and transparency. The Investment Adviser also considers a company’s fundamentals by reviewing its balance sheets, corporate revenues, earnings and dividends. The Global Portfolio may invest in companies of any size, including small and medium-sized companies. Additionally, the Global Portfolio may participate in securities lending arrangements up to 33-1/3% of the securities in its portfolio with brokers, dealers, and financial institutions (but not individuals) in order to increase the return on its portfolio.

The Global Portfolio may invest indirectly in bitcoin through the Grayscale Bitcoin Trust and through other pooled investment vehicles that provide exposure to crypto assets. Certain of these investment

vehicles, including Grayscale Bitcoin Trust, are not registered under the 1940 Act and do not receive the protections of the 1940 Act. **The Global Portfolio will not invest directly in bitcoin or other crypto assets.** Grayscale Bitcoin Trust is a Bitcoin ETF and enables investors to gain exposure to bitcoin in the form of a security while avoiding the challenges of buying, storing, and safekeeping bitcoin, directly. Bitcoin is a type of crypto asset and is not issued by a government, bank or central organization. Bitcoin exists on the Bitcoin Network that hosts the Bitcoin Blockchain. Bitcoin has no physical existence and exists solely through the record of bitcoin transactions on the Bitcoin Blockchain. The Grayscale Bitcoin Trust invests principally in bitcoin. **The Global Portfolio held 15.85% of its net assets in the Grayscale Bitcoin Trust as of March 31, 2026.** The Global Portfolio may also invest in other pooled investment vehicles that provide exposure to the spot price of crypto assets. For example, the Global Portfolio may invest in the Grayscale Bitcoin Mini Trust ETF and the Grayscale Ethereum Classic Trust.

The Global Portfolio contributed a portion of its holdings in the Grayscale Bitcoin Trust to a wholly-owned and controlled subsidiary organized under the laws of the Cayman Islands (the “Cayman Subsidiary”).

The Global Portfolio is also the sole shareholder of a wholly owned subsidiary organized under Delaware law (the “Delaware Subsidiary”). The Global Portfolio contributed a portion of its holdings in the Grayscale Bitcoin Trust to the Delaware Subsidiary. Any net gains that the Delaware Subsidiary recognizes on future sales of the contributed Grayscale Bitcoin Trust shares will be subject to federal and state corporate income tax, but the dividends that the Delaware Subsidiary pays to the Global Portfolio (*i.e.*, those gains, net of the tax paid and any other expenses of the Delaware Subsidiary, such as its management and advisory fees) will be eligible to be treated as “qualified dividend income” under the Internal Revenue Code of 1986, as amended (the “Internal Revenue Code”). The Delaware Subsidiary and the Cayman Subsidiary are each referred to herein as a “Subsidiary” and collectively as “Subsidiaries.” Additional information regarding the tax treatment of the Fund is provided in the “Taxes” section of the SAI.

In the future, the Global Portfolio may seek to gain additional exposure to the Grayscale Bitcoin Trust that may not produce qualifying income for the Global Fund under the Internal Revenue Code if held directly. The Global Portfolio will not make any additional investments in the Grayscale Bitcoin Trust if as a result of such investment, its aggregate investment in the Grayscale Bitcoin Trust, either directly or through a Subsidiary, would be more than 15% of its assets at the time of the investment. However, the Portfolio’s investment in the Grayscale Bitcoin Trust may, at times, exceed 15% of its net assets, due to appreciation.

Each Subsidiary invests primarily in the Grayscale Bitcoin Trust. The Global Portfolio will invest in its Subsidiaries in a manner that is consistent with the limitations of the federal tax laws, rules and regulations that apply to the Global Fund as a “regulated investment company” (“RIC”) under Subchapter M of Subtitle A, Chapter 1, of the Internal Revenue Code (“Subchapter M”). However, the Global Portfolio and each Subsidiary comply with the same fundamental investment restrictions on an aggregate basis, to the extent those restrictions are applicable to the investment activities of each Subsidiary. Each Subsidiary also complies with Section 17 of the 1940 Act relating to affiliated transactions and custody, and the Investment Adviser complies with Section 15 of the 1940 Act relating to investment advisory contracts with respect to the Subsidiaries. Unlike the Global Fund, each Subsidiary does not, and will not, seek to qualify as a RIC. The Global Portfolio is the sole shareholder of each Subsidiary and does not expect shares of the Subsidiaries to be offered or sold to other investors. The Subsidiaries include entities that engage in investment activities in securities or other assets that are primarily controlled by the Global Portfolio. The Global Portfolio does not intend to create or acquire

primary control of any entity which primarily engages in investment activities in securities or other assets other than entities wholly-owned by the Global Portfolio.

Sell decisions are generally triggered by either adequate value being achieved, as determined by the Investment Adviser, or by an adverse change in a company's operating performance or a deterioration of the company's business model. A sell trigger may also occur if the Investment Adviser discovers a new investment opportunity that it believes is more compelling and represents a greater risk reward profile than other investment(s) held by the Global Portfolio.

The Global Portfolio may maintain during a temporary period, which could be for a short period or a longer period lasting several years or more, of abnormal conditions, a significant portion of its total assets in cash and securities, generally considered to be cash and cash equivalents, including, but not limited to: high quality, U.S. short-term debt securities and money market instruments. The Investment Adviser will invest in such short-term cash positions to the extent that the Investment Adviser is unable to find sufficient investments meeting its criteria and when the Investment Adviser believes the purchase of additional equity securities would not further the investment objective of the Global Portfolio during such periods of time. Additionally, to respond to adverse market, economic, political or other conditions, which may persist for short or long periods of time, the Global Portfolio may invest up to 100% of its assets in the types of high quality, U.S. short-term debt securities and money market instruments described above.

If the market advances during periods when the Global Portfolio is holding a large cash position, the Portfolio may not participate as much as it would have if it had been more fully invested in securities. In the aforementioned temporary defensive periods, the Investment Adviser believes that an additional amount of liquidity in the Global Portfolio is desirable both to meet operating requirements and to take advantage of new investment opportunities. When the Global Portfolio holds a significant portion of assets in cash and cash equivalents, it may not meet its investment objective.

The Global Portfolio held 21.60% of its net assets in the Texas Pacific Land Corporation (the "Land Corporation") as of March 31, 2026. The Land Corporation is a corporation organized under the laws of the state of New York. One of the largest land owners in Texas, the Land Corporation derives most of its income from oil and gas royalty revenue, land easements and water royalties and sales. The Land Corporation has historically operated with minimal operating expenses, little to no debt and utilized cash flow to return capital to unitholders through share repurchases and dividends. While the Land Corporation has held the majority of its assets since its formation in 1888, the development of energy resources subject to its royalty interests and related land use have experienced rapid growth in recent years due to advances in energy exploration and extraction technologies.

Principal Investment Risks

The Global Portfolio's investments, including common stocks, have inherent risks that could cause you to lose money. The principal risks of investing in the Global Fund, and indirectly the Global Portfolio, are listed below and could adversely affect the net asset value ("NAV"), total return and value of the Global Fund, Global Portfolio and your investment. The risks are prioritized by order of importance. Each risk summarized below is considered a principal risk of investing in the Global Fund, and indirectly the Global Portfolio, regardless of the order in which it appears. Different risks may be more significant at different times depending on market conditions or other factors.

- *Crypto Asset Exposure Risk:* Crypto assets (also referred to as "virtual currencies" and "digital currencies") are digital assets designed to act as a medium of exchange. Although crypto assets are an

emerging asset class, they are not presently widely accepted as a medium of exchange. There are thousands of crypto assets, the most well-known of which is bitcoin.

Bitcoin or BTC was the first decentralized crypto asset. Bitcoin is a type of crypto asset that is not issued by a government, bank or central organization. Bitcoin exists on an online, peer-to-peer computer network that hosts the Bitcoin Blockchain. Bitcoin has no physical existence and exists solely through the record of bitcoin transactions on the Bitcoin Blockchain. The Bitcoin Network allows people to exchange tokens of value, bitcoins, which are recorded on a public transaction ledger known as a Blockchain. The Fund may invest indirectly in bitcoin through the Grayscale Bitcoin Trust and through other pooled investment vehicles that provide exposure to crypto assets. Grayscale Bitcoin Trust is a Bitcoin ETF that enables investors to gain exposure to bitcoin in the form of a security while avoiding the challenges of buying, storing, and safekeeping bitcoin, directly.

In addition to the general risks of investing in other investment vehicles, the value of the Global Portfolio's indirect investments in crypto assets are subject to fluctuations in the value of the crypto asset, which can be highly volatile. The value of crypto assets is determined by the supply and demand for crypto assets in the global market for the trading of crypto assets, which consists primarily of transactions on crypto asset trading platforms. The value of crypto assets has been, and may continue to be, substantially dependent on speculation, such that trading and investing in crypto assets generally may not be based on fundamental analysis. The Global Portfolio's exposure to crypto assets can result in substantial losses to the Global Fund.

Crypto assets facilitate decentralized, peer-to-peer financial exchange and value storage, without the oversight of a central authority or banks. The value of crypto assets are not backed by any government, corporation, or other identified body. Crypto assets are also susceptible to theft, loss and destruction.

Crypto assets trade on crypto asset trading platforms, which are largely unregulated and may therefore be more exposed to fraud and failure than established, regulated exchanges for securities, derivatives and other currencies. These crypto asset trading platforms can cease operating temporarily or even permanently, resulting in the potential loss of users' crypto assets or other market disruptions. Crypto asset trading platforms may be more exposed to the risk of market manipulation than exchanges for more traditional assets. Individuals or organizations holding a large amount of crypto assets in which the Global Portfolio may invest indirectly (also known as "whales") may have the ability to manipulate the prices of those crypto assets. Crypto asset trading platforms on which crypto assets are traded are or may become subject to enforcement actions by regulatory authorities. Crypto asset trading platforms that are regulated typically must comply with minimum net worth, cybersecurity, and anti-money laundering requirements, but are not typically required to protect customers or their markets to the same extent that regulated securities exchanges or futures exchanges are required to do so. Furthermore, crypto asset trading platforms may be operating out of compliance with regulations and many crypto asset trading platforms lack certain safeguards established by more traditional exchanges to enhance the stability of trading on the exchange, such as measures designed to prevent sudden drops in value of items traded on the exchange (*i.e.*, "flash crashes"). As a result, the prices of crypto assets on crypto asset trading platforms may be subject to larger and more frequent sudden declines than assets traded on more traditional exchanges.

Currently, there is relatively limited use of crypto assets in the retail and commercial marketplace, which contributes to price volatility. A lack of expansion by crypto assets into retail and commercial markets, or a contraction of such use, may result in increased volatility or a reduction in the value of

crypto assets, either of which could adversely impact the value of the Global Portfolio's investment. In addition, to the extent market participants develop a preference for one crypto asset over another, the value of the less preferred crypto assets would likely be adversely affected. Crypto assets are a new technological innovation with a limited history; it is a highly speculative asset and future regulatory actions or policies may limit, perhaps to a materially adverse extent, the value of the Global Portfolio's indirect investment in crypto assets and the ability to exchange a crypto asset or utilize it for payments.

- ▶ *Crypto Asset Industry Risk:* The crypto asset industry is a newer, speculative, and still-developing industry that faces many risks. The crypto asset industry may still be experiencing a bubble or may experience a bubble again in the future. For example, in the first half of 2022, each of Celsius Network, Voyager Digital Ltd., and Three Arrows Capital declared bankruptcy, resulting in a loss of confidence in participants of the digital asset ecosystem and negative publicity surrounding digital assets more broadly. In November 2022, FTX Trading Ltd. ("FTX"), one of the largest digital asset platforms by volume at the time, halted customer withdrawals amid rumors of the company's liquidity issues and likely insolvency, which were subsequently corroborated by its CEO. Shortly thereafter, FTX's CEO resigned and FTX and many of its affiliates filed for bankruptcy in the United States, while other affiliates have entered insolvency, liquidation, or similar proceedings around the globe, following which the U.S. Department of Justice brought criminal fraud and other charges, and the Securities and Exchange Commission ("SEC") and Commodity Futures Trading Commission ("CFTC") brought civil securities and commodities fraud charges, against certain of FTX's and its affiliates' senior executives, including its former CEO. In addition, several other entities in the crypto asset industry filed for bankruptcy following FTX's bankruptcy filing, such as BlockFi Inc. and Genesis Global Capital, LLC. In response to these events, the prices of crypto assets experienced extreme volatility and other entities in the crypto asset industry have been negatively affected. It is possible that similar events could occur in the future, which would undermine confidence in the crypto asset industry and negatively affect the value of crypto assets. It is not possible to predict at this time all of the risks that they may pose to the Global Portfolio, and therefore the Global Fund, its service providers or to the crypto asset industry as a whole.

Factors affecting the further development of crypto assets include, but are not limited to, continued worldwide growth or possible cessation or reversal in the adoption and use of crypto assets and other digital assets; government and quasi-government regulation or restrictions on or regulation of access to and operation of digital asset networks; changes in consumer demographics and public preferences; maintenance and development of open-source software protocol; availability and popularity of other forms or methods of buying and selling goods and services; the use of the networks supporting digital assets, such as those for developing smart contracts and distributed applications; general economic conditions and the regulatory environment relating to digital assets; negative consumer or public perception; and general risks tied to the use of information technologies, including cyber risks. A hack or failure of one crypto asset may lead to a loss in confidence in, and thus decreased usage and/or value of, other crypto assets.

- ▶ *Crypto Asset Regulatory Risk:* Crypto asset markets in the U.S. exist in a state of regulatory uncertainty. Regulatory changes or actions by Congress as well as U.S. federal or state agencies may adversely affect the value of the Global Portfolio's indirect investments in crypto assets. As digital assets have grown in both popularity and market size, a number of state and federal agencies have issued consumer advisories regarding the risks posed by digital assets to investors. In addition, the Securities and Exchange Commission, U.S. state securities regulators and several foreign governments have issued warnings and instituted legal proceedings in which they argue that certain

digital assets may be classified as securities and that both those digital assets and any related initial coin offerings are subject to securities regulations. Additionally, U.S. state and federal, and foreign regulators and legislatures have taken action against virtual currency businesses or enacted restrictive regimes in response to adverse publicity arising from hacks, consumer harm, or criminal activity stemming from virtual currency activity.

The Global Portfolio's exposure to crypto assets may change over time and, accordingly, such exposure may not be represented in the Global Portfolio's portfolio at any given time. Many significant aspects of the tax treatment of investments in crypto assets are uncertain, and a direct or indirect investment in crypto assets may produce non-qualifying income.

- ▶ *Foreign Securities Risks:* Investing in foreign securities directly or indirectly (e.g., through ADRs, GDRs, and IDRs) can carry higher returns but involve more risks than those associated with U.S. investments. Additional risks associated with investment in foreign securities include currency fluctuations, political and economic instability, tariffs and trading disruptions, less publicly available information, differences in financial reporting standards and less stringent regulation of securities markets. Foreign securities in which the Portfolio invests may be traded in markets that close before the time that the Portfolio calculates its NAV. Furthermore, certain foreign securities in which the Portfolio invests may be listed on foreign exchanges that trade on weekends or other days when the Portfolio does not calculate its NAV. As a result, the value of the Portfolio's holdings may change on days when shareholders are not able to purchase or redeem the Global Fund's shares.
- ▶ *Single Security Concentration Risk:* Holding a large portion of its net assets in a single security or issuer exposes the Portfolio to various risks relating to that security or issuer and to the market volatility of that specific security or issuer if the security or issuer performs worse than the market as a whole, which could adversely affect the Portfolio's performance.
- ▶ *Petroleum and Gas Sector Risk:* The profitability of companies in the oil and gas industry is related to worldwide energy prices, exploration costs and production spending. Companies in the oil and gas industry may be at risk for environmental damage claims and other types of litigation. Companies in the oil and gas industry may be adversely affected by: natural disasters or other catastrophes; changes in exchange rates or interest rates; prices for competitive energy services, economic conditions, tax treatment, or government regulation; government intervention; negative public perception; or unfavorable events in the regions where companies operate (e.g., expropriation, nationalization, confiscation of assets and property, imposition of restrictions on foreign investments or repatriation of capital, military coups, social or political unrest, violence or labor unrest). Companies in the oil and gas industry may have significant capital investments in, or engage in transactions involving, emerging market countries, which may heighten these risks.
- ▶ *Sector Concentration Risk:* Although the Global Portfolio will not concentrate its investments in any industries, the Global Portfolio may, at certain times, have concentrations in one or more sectors which may cause the Portfolio to be more sensitive to economic changes or events occurring in those sectors, and the Portfolio's investments may be more volatile. **As of December 31, 2025, the Portfolio had 25.7% invested in the Finance and Insurance sector.**
- ▶ *Small and Medium-Size Company Risks:* Investing in small and medium-size companies often involve more risks than investing in larger companies as small and medium-size companies have narrower markets and more limited managerial and financial resources than do larger, more established companies. As a result, their performance can be more volatile and they face a greater risk of business failure, which could increase the volatility of the Global Portfolio's assets and have an adverse effect on the Portfolio's performance.

- D *Market Risks:* Mutual funds are subject to market risks and significant fluctuations in value. If the market declines in value, the Global Portfolio is likely to decline in value and you could lose money on your investment. Natural disasters, public health emergencies (including epidemics and pandemics), geopolitical events, tariffs and trading disruptions, terrorism and other global unforeseeable events may lead to instability in world economies and markets, market volatility and may have adverse long-term effects. Advancements in technology may adversely impact markets and the overall performance of the Fund. For example, as artificial intelligence is used more widely, the profitability and growth of Portfolio holdings may be impacted, which could significantly impact the overall performance of the Fund.
- D *Stock Selection Risks:* The portfolio securities selected by the Investment Adviser may decline in value or not increase in value when the stock market in general is rising and may fail to meet the Global Portfolio's, and therefore the Global Fund's, investment objective.
- D *Volatility Risk:* The Portfolio may have investments, including but not limited to bitcoin, that appreciate or depreciate significantly in value over short periods of time. This may cause the Portfolio's net asset value per share to experience significant increases or declines in value over short periods of time.
- D *Management Risks:* There is no guarantee that the Global Fund will meet its investment objective. The Investment Adviser does not guarantee the performance of the Global Fund, nor can it assure you that the market value of your investment will not decline.
- D *Emerging Markets Risks:* The risk that the securities markets of emerging countries are less liquid, are especially subject to greater price volatility, have smaller market capitalizations, have less government regulation and are not subject to as extensive and frequent accounting, financial and other reporting requirements as the securities markets of more developed countries as have historically been the case. The information available about an emerging market issuer may be less reliable than for comparable issuers in more developed capital markets. In addition, investments in certain emerging markets are subject to an elevated risk of loss resulting from market manipulation and the imposition of exchange controls (including repatriation restrictions). The legal rights and remedies available for investors in emerging markets may be more limited than the rights and remedies available in the U.S., and the ability of U.S. authorities (e.g., SEC and the U.S. Department of Justice) to bring actions against bad actors in emerging markets may be limited.
- D *Tax Risks:* In order to qualify as a RIC, the Global Fund must meet certain requirements regarding the source of its income, the diversification of its assets and the distribution of its income. Under the test regarding the source of a RIC's income, at least 90% of the gross income of the RIC each year must be qualifying income, which consists of dividends, interest, gains on investments in securities and certain other categories of investment income. It appears to be the position of the Internal Revenue Service (the "IRS") that gain realized on bitcoin investments such as investments in the Grayscale Bitcoin Trust will not be qualifying income. The Global Portfolio's investment in each Subsidiary is expected to provide the Global Fund with exposure to such bitcoin investments within the limitations of the Internal Revenue Code for qualification as a RIC because, under applicable tax rules, the earnings of each Subsidiary will be qualifying income for the RIC when distributed by the Subsidiary even though the income would not be qualifying income if earned directly by the RIC or directly by an entity classified as a partnership for federal income tax purposes, such as the Global Portfolio, in which the RIC invests. There is a risk, however, that the IRS might assert that the income derived from the Global Portfolio's investment in a Subsidiary will not be considered qualifying income. If the Global Fund were to fail to qualify as a RIC and became subject to federal income tax, shareholders of the Global Fund would be subject to diminished returns. Additionally, the Global

Fund invests, directly and indirectly, in entities that take the position that they are not subject to entity-level tax. If any such entity is reclassified as a corporation for U.S. federal income tax purposes, shareholders of the Global Fund would be subject to diminished returns. Changes in the laws of the United States, Delaware and/or the Cayman Islands could result in the inability of the Global Portfolio and/or its Subsidiaries to operate as described in this Prospectus and could adversely affect the Global Fund. For example, the Cayman Islands does not currently impose any income, corporate or capital gains tax or withholding tax on the Cayman Subsidiary. If Cayman Islands law changes such that the Cayman Subsidiary must pay Cayman Islands taxes, Global Fund shareholders would likely suffer decreased investment returns.

- ▶ *Subsidiary Risks:* By investing in its Subsidiaries, the Global Portfolio is indirectly exposed to the risks associated with each Subsidiary's investments. Those investments held by the Subsidiaries are generally similar to the investments that are permitted to be held by the Global Portfolio and are subject to the same risks that would apply to similar investments if held directly by the Global Portfolio. Each Subsidiary is not registered under the 1940 Act and, unless otherwise noted in this Prospectus, is not subject to all the investor protections of the 1940 Act. In addition, changes in the laws of the United States, Delaware and/or the Cayman Islands could result in the inability of the Global Portfolio and/or its Subsidiaries to continue to operate and could adversely affect the Global Fund's performance.
- ▶ *Liquidity Risks:* The Investment Adviser may not be able to sell portfolio securities at an optimal time or price. The Portfolio's significant investment in a single position, makes the Portfolio especially susceptible to the risk that during certain periods the liquidity of the single position will decrease or disappear suddenly and without warning as a result of adverse market or political events, or adverse investor perceptions.
- ▶ *Valuation Risk:* The sales price the Portfolio could receive for any particular portfolio investment may differ from the Portfolio's valuation of the investment, particularly for securities or other investments, such as bitcoin, that trade in thin or volatile markets or that are valued using a fair value methodology. Valuation may be more difficult in times of market turmoil since many investors and market makers may be reluctant to purchase complex instruments or quote prices for them. Fair valuation of the Portfolio's investments involves subjective judgment. The Portfolio's ability to value its investments may be impacted by technological issues and/or errors by pricing services or other third-party service providers. Shares of the Grayscale Bitcoin Trust are intended to reflect the price of bitcoin assets, less fees and expenses, and the shares of the Grayscale Bitcoin Trust have historically traded, and may continue to trade, at a significant discount or premium to net asset value. As such, the price of the Grayscale Bitcoin Trust may go down even if the price of the underlying asset, bitcoin, remains unchanged. Additionally, shares that trade at a premium mean that an investor who purchases \$1 of a portfolio will actually own less than \$1 in assets.
- ▶ *Interest Rate Risk:* The risk that when interest rates increase, fixed-income securities held by the Global Portfolio will decline in value. Long-term fixed-income securities will normally have more price volatility because of this risk than short-term fixed-income securities. A low or negative interest rate environment could cause the Global Portfolio's earnings to fall below the Portfolio's expense ratio, resulting in a decline in the Portfolio's share price. A general rise in interest rates may cause investors to move out of fixed income securities on a large scale, which could adversely affect the price and liquidity of fixed income securities. The risks associated with changing interest rates may have unpredictable effects on the markets and the Global Portfolio's investments.

- ▶ *Exchange-Traded Funds (ETFs) Risks:* ETFs are registered investment companies whose shares are listed and traded on U.S. stock exchanges or otherwise traded in the over-the-counter market. In general, passively-managed ETFs seek to track a specified securities index or a basket of securities that an “index provider,” such as S&P Global, selects as representative of a market, market segment or industry sector. A passively-managed ETF is designed so that its performance will correspond closely with that of the index it tracks. Actively-managed ETFs may not meet their investment objective based on an ETF’s investment adviser’s success or failure to implement strategies for the ETF and/or the investment adviser’s ability to control the ETF’s level of risk. A leveraged ETF will engage in transactions and purchase instruments that give rise to forms of leverage, including, among others, the use of reverse repurchase agreements and other borrowings, the investment of collateral from loans of portfolio securities, the use of when issued, delayed-delivery or forward commitment transactions or short sales. To the extent a fund invests in ETFs that achieve leveraged exposure to their underlying indexes through the use of derivative instruments, the fund will indirectly be subject to leveraging risk. As a shareholder in an ETF, the Global Portfolio will bear its pro rata portion of an ETF’s expenses, including advisory fees, in addition to its own expenses. The existence of extreme market volatility or potential lack of an active trading market for an ETF’s shares could result in such shares trading at a significant premium or discount to their NAV.
- ▶ *Counterparty Risks:* Transactions involving a counterparty are subject to the credit risk of the counterparty. A Portfolio that enters into contracts with counterparties, such as repurchase or reverse repurchase agreements or over-the-counter (“OTC”) derivatives contracts, or that lends its securities run the risk that the counterparty will be unable or unwilling to make timely settlement payments or otherwise honor its obligations. If a counterparty fails to meet its contractual obligations, goes bankrupt, or otherwise experiences a business interruption, the Portfolio could suffer losses, including monetary losses, miss investment opportunities or be forced to hold investments it would prefer to sell. Counterparty risk is heightened during unusually adverse market conditions.
- ▶ *Convertible Securities Risks:* Convertible securities are subject to the risks affecting both equity and fixed income securities, including market, credit, liquidity and interest rate risk.
- ▶ *Below Investment Grade Debt Securities Risks:* Generally, below investment grade debt securities, *i.e.*, junk bonds, are subject to greater credit risk, price volatility and risk of loss than investment grade securities. Junk bonds are considered to be speculative in nature.
- ▶ *Leveraging Risks:* Investments in derivative instruments may give rise to a form of leverage. The Investment Adviser may engage in speculative transactions, which involve substantial risk and leverage. The use of leverage by the Investment Adviser may increase the volatility of the Global Portfolio. These leveraged instruments may result in losses to the Global Portfolio or may adversely affect the Global Portfolio’s NAV or total return, because instruments that contain leverage are more sensitive to changes in interest rates. The Global Portfolio may also have to sell assets at inopportune times to satisfy its obligations in connection with such transactions.
- ▶ *IPO Risk:* IPO share prices can be volatile and fluctuate considerably due to factors such as the absence of a prior public market, unseasoned trading, a limited number of shares available for trading, and limited operating history and/or information about the issuer. The purchase of IPO shares may involve high transaction costs. IPO shares are subject to market risk and liquidity risk.
- ▶ *Cybersecurity Risk:* Cybersecurity incidents may allow an unauthorized party to gain access to Global Fund assets or proprietary information, or cause the fund, the Investment Adviser, and/or other service providers (including custodians and financial intermediaries) to suffer data breaches or data corruption. Additionally, cybersecurity failures or breaches of the electronic systems of the Global

Fund, the Investment Adviser, or the Global Fund's other service providers, or the issuers of securities in which the Global Portfolio invests have the ability to disrupt and negatively affect the Fund's business operations, including the ability to purchase and sell fund shares, potentially resulting in financial losses to the Global Fund and its shareholders.

- *Temporary Defensive Position Risk:* If the Global Portfolio takes a temporary defensive position, it may invest all or a large portion of its assets in cash and/or cash equivalents. If the Global Portfolio takes a temporary defensive position, the Global Fund may not achieve its investment objective.

Who may want to invest?

The Global Fund may be appropriate for investors who:

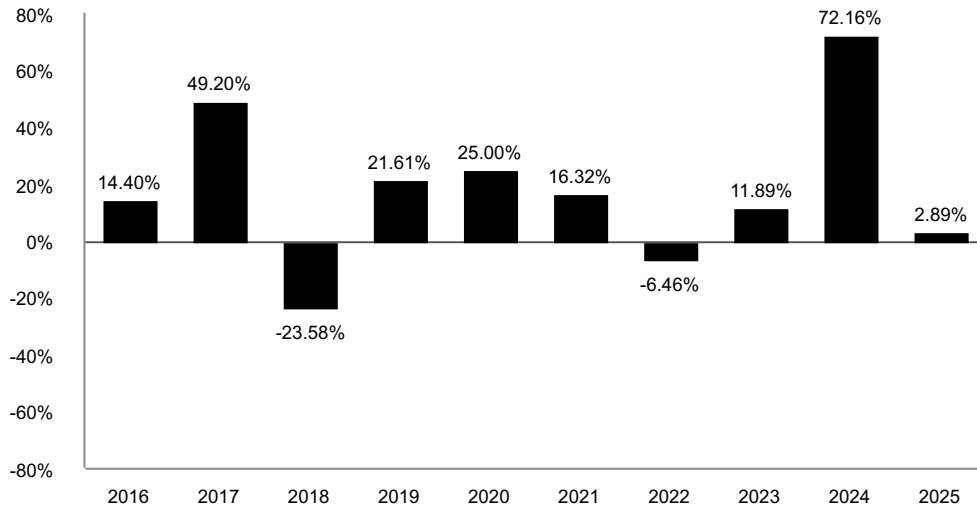
- wish to invest for the long-term;
- want to diversify their portfolios;
- want to allocate some portion of their long-term investments to value equity investing;
- are willing to accept the volatility associated with equity and Bitcoin investing; and
- are comfortable with the risks described herein.

Performance

The Institutional Class shares of the Global Fund had not commenced operations as of December 31, 2023. The performance information shown below is for another class of shares (No Load Class) of the Fund that is not offered in this Prospectus but would have substantially similar annual returns because each Class of shares will be invested in the same portfolio of securities. Annual returns will differ only to the extent that the Classes do not have the same expenses.

The bar chart and table shown below illustrate the variability of the returns for the Global Fund's No Load Class. The bar chart indicates the risks of investing in the Global Fund by showing the changes in the Global Fund's performance from year to year (on a calendar year basis). The table shows how the Global Fund's average annual returns, before and after taxes, compare with those of the S&P[®] 500 Index and the MSCI ACWI (All Country World Index) Index ("MSCI ACWI Index"), which represent broad measures of market performance. As of March 14, 2008, the Global Fund and the Global Portfolio, which were formerly known as the Internet Emerging Growth Fund and the Internet Emerging Growth Portfolio, respectively, changed to the investment strategy set forth in this Prospectus. The performance shown for periods or portions of periods prior to March 14, 2008 represents the performance of the Global Portfolio's prior strategy to invest at least 80% of its net assets plus any borrowings for investment purposes in equity securities of small and medium-capitalization U.S. and foreign companies engaged in the Internet and Internet-related activities. The past performance of the Global Fund, before and after taxes, is not necessarily an indication of how the Global Fund or the Global Portfolio will perform in the future. Performance reflects fee waivers in effect. If fee waivers were not in place, the Global Fund's performance would be reduced. Updated performance information is available on the Fund's website at <https://www.kineticsfunds.com> or by calling the Fund toll-free at (800) 930-3828.

**The Global Fund – No Load Class
Calendar Year Returns as of 12/31**



| | | |
|-----------------------|----------------|----------------|
| Best Quarter: | Q4 2020 | 30.71% |
| Worst Quarter: | Q4 2018 | -18.32% |

The Global Fund’s after-tax returns as shown in the following table are calculated using the historical highest individual federal marginal income tax rates and do not reflect the impact of state and local taxes. Your actual after-tax returns depend on your tax situation and may differ from those shown. If you own Fund shares in a tax-deferred account, such as a 401(k) plan or an individual retirement account (“IRA”), the information on after-tax returns is not relevant to your investment. After-tax returns are shown for the No Load Class shares only. After-tax returns for the Institutional Class shares will differ. The Return After Taxes on Distributions and Sale of Fund Shares is higher than other return figures when a capital loss occurs upon the redemption of Fund shares.

Average Annual Total Returns as of 12/31/2025

| | 1 Year | 5 Years | 10 Years | Since Inception ⁽¹⁾ |
|--|--------|---------|----------|--------------------------------|
| The Global Fund (WWWEX) No Load | | | | |
| Return Before Taxes | 2.89% | 16.61% | 15.64% | 3.60% |
| Return After Taxes on Distributions | 2.16% | 15.83% | 14.98% | 3.16% |
| Return After Taxes on Distributions and Sale of Fund Shares | 2.04% | 13.12% | 12.99% | 2.73% |
| S&P 500® Index (reflects no deductions for fees, expenses or taxes) | 17.88% | 14.42% | 14.82% | 8.07% |
| MSCI ACWI Index (reflects no deductions for fees, expenses or taxes) | 22.34% | 11.19% | 11.72% | 6.21% |

⁽¹⁾ The Global Fund's No Load Class shares commenced operations on December 31, 1999 and converted into a feeder fund of the Global Portfolio on April 28, 2000. The returns for the indices in this column have been calculated since the December 31, 1999 inception date of the Global Fund's No Load Class shares.

Management

Investment Adviser. Horizon Kinetics Asset Management LLC is the Global Portfolio's investment adviser.

Portfolio Managers. The Global Portfolio is managed by an investment team with Mr. Tuen, Mr. Doyle, and Mr. Davolos as the Co-Portfolio Managers. Each investment team member serves as a research analyst.

| <i>Investment team member</i> | <i>Primary Title</i> | <i>Years of Service with the Fund</i> |
|-------------------------------|------------------------|---------------------------------------|
| Steven Tuen | Co-Portfolio Manager | 23 |
| Peter B. Doyle | Co-Portfolio Manager | 27 |
| James Davolos | Co-Portfolio Manager | 20 |
| Steven Bregman | Investment Team Member | 10 |

Purchase and Sale of Fund Shares

You may purchase, exchange or redeem Fund shares on any business day by written request via mail (Kinetics Mutual Funds – The Global Fund, c/o U.S. Bank Global Fund Services, P.O. Box 219252, Kansas City, MO 64121-9252), by telephone at 1-800-930-3828, or through a financial intermediary. You may also purchase or redeem Fund shares by wire transfer. The minimum initial investment for both regular accounts and IRAs is \$1,000,000 (\$2,000 for Coverdell Education Savings Accounts). There is no minimum on subsequent investments for all account types.

Tax Information

Unless you are investing through a tax-deferred arrangement, such as a 401(k) or an IRA, the Fund's distributions will generally be taxable to you at ordinary income or capital gain tax rates, and you will generally recognize gain or loss when you redeem shares.

Payments to Broker-Dealers and Other Financial Intermediaries

If you purchase the Fund through a broker-dealer or other financial intermediary, the Fund and/or its Investment Adviser may pay the intermediary for the sale of Fund shares and related services. These payments may create a conflict of interest by influencing the broker-dealer or other financial intermediary

and your salesperson to recommend the Fund over another investment. Ask your salesperson or visit your financial intermediary's website for more information.

THE PARADIGM FUND

Investment Objective

The investment objective of the Paradigm Fund is long-term growth of capital.

Fees and Expenses of the Fund

This table describes the fees and expenses that you may pay if you buy, hold, and sell shares of the Paradigm Fund. You may pay other fees, such as brokerage commissions and other fees to financial intermediaries, which are not reflected in the table and example below.

Fee Table⁽¹⁾

| SHAREHOLDER FEES (fees paid directly from your investment) | Institutional Class |
|--|----------------------------|
| Redemption Fee (as a percentage of amount redeemed on shares held for 30 days or less, if applicable) | 2.00% |
| ANNUAL FUND OPERATING EXPENSES (expenses that you pay each year as a percentage of the value of your investment) | Institutional Class |
| Management Fees ⁽¹⁾ | 1.25% |
| Distribution (Rule 12b-1) Fees | None |
| Other Expenses | 0.34% |
| Shareholder Servicing Fees | 0.20% |
| Other Operating Expenses | 0.14% |
| Total Annual Fund Operating Expenses | 1.59% |
| Fee Waiver and/or Expense Reimbursements | -0.15% |
| Total Annual Fund Operating Expenses after Fee Waiver and/or Expense Reimbursements | 1.44% |

⁽¹⁾ This table and the example below reflect the aggregate expenses of the Paradigm Fund and the Paradigm Portfolio. The management fees paid by the Paradigm Fund reflect the proportionate share of fees allocated to the Paradigm Fund from the Paradigm Portfolio. The fees and expenses of the Paradigm Portfolio include those incurred by any subsidiary wholly-owned and controlled by the Paradigm Portfolio. In addition, the Investment Adviser to the Paradigm Portfolio has agreed to waive management fees and reimburse Fund expenses so that Total Annual Fund Operating Expenses after Fee Waiver and/or Expense Reimbursements do not exceed 1.44%, excluding acquired fund fees and expenses. These waivers and reimbursements are in effect until April 30, 2027, and may not be terminated without the approval of the Board.

Example. This Example is intended to help you compare the cost of investing in the Paradigm Fund with the cost of investing in other mutual funds. This Example assumes that you invest \$10,000 in the Paradigm Fund for the time periods indicated and then redeem all of your shares at the end of these periods. The Example also assumes that your investment has a 5% return each year and that the Paradigm Fund's operating expenses remain the same (taking into account the expense limitations only in the first year). Although your actual costs may be higher or lower, based on these assumptions your cost for the Paradigm Fund would be:

| | 1 Year | 3 Years | 5 Years | 10 Years |
|----------------------------|---------------|----------------|----------------|-----------------|
| Institutional Class | \$147 | \$487 | \$851 | \$1,877 |

Portfolio Turnover. The Paradigm Portfolio pays transaction costs, such as commissions, when it buys and sells securities (or "turns over" its portfolio). A higher portfolio turnover rate may indicate higher transaction costs and may result in higher taxes when Fund shares are held in a taxable account. These

costs, which are not reflected in annual fund operating expenses or in the Example, affect the Paradigm Portfolio's, and therefore the Paradigm Fund's, performance. During the most recent fiscal year, the Paradigm Portfolio's portfolio turnover rate was 3% of the average value of its portfolio.

Principal Investment Strategy

The Paradigm Fund is a non-diversified fund that invests all of its investable assets in the Paradigm Portfolio, a series of Kinetics Portfolios Trust. Under normal circumstances, the Paradigm Portfolio invests at least 65% of its net assets in common stocks, exchange-traded funds ("ETFs"), convertible securities, warrants, and other equity securities having the characteristics of common stocks (such as American Depositary Receipts ("ADRs"), Global Depositary Receipts ("GDRs") and International Depositary Receipts ("IDRs")) of U.S. and foreign companies that the Investment Adviser believes are undervalued, that have, or are expected to soon have, high returns on equity and that are well positioned to reduce their costs, extend the reach of their distribution channels and experience significant growth in their assets or revenues. The Paradigm Portfolio will carry out its investment strategy by regarding investments as representing fractional ownership in the underlying companies' assets. This will allow the Paradigm Portfolio, and therefore the Paradigm Fund, to attempt to achieve its investment objective by acting as a classic value investor seeking high returns on equity, an intrinsic characteristic of the investment, not a reappraisal of a company's stock value by the market, an external factor. The Paradigm Portfolio may also purchase and write options for hedging purposes and/or direct investment.

The Paradigm Portfolio may invest up to 20% of its total assets in convertible and non-convertible debt securities rated below investment grade, also known as junk bonds, or unrated securities that the Investment Adviser has determined to be of comparable quality. The Paradigm Portfolio may invest up to 100% of its total assets in companies located in emerging markets.

The Investment Adviser selects portfolio securities by evaluating a company's positioning and traditional business lines as well as its ability to expand its activities or achieve competitive advantage in cost/profitability and brand image leveraging. The Investment Adviser also considers a company's fundamentals by reviewing its balance sheets, corporate revenues, earnings and dividends. The Paradigm Portfolio may invest in companies of any size, including small and medium-size companies. Additionally, the Paradigm Portfolio may participate in securities lending arrangements up to 33-1/3% of the securities in its portfolio with brokers, dealers, and financial institutions (but not individuals) in order to increase the return on its portfolio.

The Paradigm Portfolio invests indirectly in bitcoin through the Grayscale Bitcoin Trust and through other pooled investment vehicles that provide exposure to crypto assets. Certain of these investment vehicles, including the Grayscale Bitcoin Trust, are not registered under the 1940 Act and do not receive the protections of the 1940 Act. **The Paradigm Portfolio will not invest directly in bitcoin or other crypto assets.** The Grayscale Bitcoin Trust is a Bitcoin ETF and enables investors to gain exposure to bitcoin in the form of a security while avoiding the challenges of buying, storing, and safekeeping bitcoin, directly. Bitcoin is a type of crypto asset that is not issued by a government, bank or central organization. Bitcoin exists on the Bitcoin Network that hosts the Bitcoin Blockchain. Bitcoin has no physical existence and exists solely through the record of bitcoin transactions on the Blockchain. The Grayscale Bitcoin Trust invests principally in bitcoin. **The Paradigm Portfolio held 8.25% of its net assets in the Grayscale Bitcoin Trust as of March 31, 2026.** The Paradigm Portfolio may also invest in other pooled investment vehicles that provide exposure to the spot price of crypto assets. For example, the Paradigm Portfolio may invest in the Grayscale Bitcoin Mini Trust ETF, the Grayscale Litecoin Trust and the Grayscale Ethereum Classic Trust.

The Paradigm Portfolio contributed a portion of its holdings in the Grayscale Bitcoin Trust to a wholly-owned and controlled subsidiary organized under the laws of the Cayman Islands (the “Subsidiary” or the “Cayman Subsidiary”). Additional information regarding the tax treatment of the Fund is provided in the “Taxes” section of the SAI.

In the future, the Paradigm Portfolio may seek to gain additional exposure to the Grayscale Bitcoin Trust that may not produce qualifying income for the Paradigm Fund under the Internal Revenue Code of 1986, as amended (the “Internal Revenue Code”) if held directly. The Paradigm Portfolio will not make any additional investments in the Grayscale Bitcoin Trust if as a result of such investment, its aggregate investment in the Grayscale Bitcoin Trust, either directly or through the Subsidiary, would be more than 15% of its assets at the time of the investment. However, the Portfolio’s investment in the Grayscale Bitcoin Trust may, at times, exceed 15% of its net assets, due to appreciation.

The Subsidiary invests primarily in the Grayscale Bitcoin Trust. The Paradigm Portfolio will invest in its Subsidiary in a manner that is consistent with the limitations of the federal tax laws, rules and regulations that apply to the Paradigm Fund as a “regulated investment company” (“RIC”) under Subchapter M of Subtitle A, Chapter 1, of the Internal Revenue Code (“Subchapter M”). However, the Paradigm Portfolio and the Subsidiary comply with the same fundamental investment restrictions on an aggregate basis, to the extent those restrictions are applicable to the investment activities of the Subsidiary. The Subsidiary also complies with Section 17 of the 1940 Act relating to affiliated transactions and custody, and the Investment Adviser complies with Section 15 of the 1940 Act, relating to investment advisory contracts with respect to the Subsidiary. Unlike the Paradigm Fund, the Subsidiary does not, and will not, seek to qualify as a RIC. The Paradigm Portfolio is the sole shareholder of the Subsidiary and does not expect shares of the Subsidiary to be offered or sold to other investors. The Subsidiary includes entities that engage in investment activities in securities or other assets that are primarily controlled by the Paradigm Portfolio. The Paradigm Portfolio does not intend to create or acquire primary control of any entity which primarily engages in investment activities in securities or other assets other than entities wholly-owned by the Paradigm Portfolio.

Sell decisions are generally triggered by either adequate value being achieved, as determined by the Investment Adviser, or by an adverse change in a company’s operating performance or a deterioration of the company’s business model. A sell trigger may also occur if the Investment Adviser discovers a new investment opportunity that it believes is more compelling and represents a greater risk reward profile than other investment(s) held by the Paradigm Portfolio.

The Paradigm Portfolio may maintain during a temporary period, which could be for a short period or a longer period lasting several years or more, of abnormal conditions, a significant portion of its total assets in cash and securities, generally considered to be cash and cash equivalents, including, but not limited to: high quality, U.S. short-term debt securities and money market instruments. The Investment Adviser will invest in such short-term cash positions to the extent that the Investment Adviser is unable to find sufficient investments meeting its criteria and when the Investment Adviser believes the purchase of additional equity securities would not further the investment objective of the Paradigm Portfolio during such periods of time. Additionally, to respond to adverse market, economic, political or other conditions, which may persist for short or long periods of time, the Paradigm Portfolio may invest up to 100% of its assets in the types of high quality, U.S. short-term debt securities and money market instruments described above.

If the market advances during periods when the Paradigm Portfolio is holding a large cash position, the Portfolio may not participate as much as it would have if it had been more fully invested in securities. In the aforementioned temporary defensive periods, the Investment Adviser believes that an additional

amount of liquidity in the Paradigm Portfolio is desirable both to meet operating requirements and to take advantage of new investment opportunities. When the Paradigm Portfolio holds a significant portion of assets in cash and cash equivalents, it may not meet its investment objective.

The Paradigm Portfolio held 69.11% of its net assets in the Texas Pacific Land Corporation (the “Land Corporation”) as of March 31, 2026. The Land Corporation is a corporation organized under the laws of the state of New York. One of the largest land owners in Texas, the Land Corporation derives most of its income from oil and gas royalty revenue, land easements and water royalties and sales. The Land Corporation has historically operated with minimal operating expenses, little to no debt and utilized cash flow to return capital to unitholders through share repurchases and dividends. While the Land Corporation has held the majority of its assets since its formation in 1888, the development of energy resources subject to its royalty interests and related land use have experienced rapid growth in recent years due to advances in energy exploration and extraction technologies.

Principal Investment Risks

Investing in common stocks has inherent risks that could cause you to lose money. The principal risks of investing in the Paradigm Fund, and indirectly the Paradigm Portfolio, are listed below and could adversely affect the net asset value (“NAV”), total return and value of the Paradigm Fund, Paradigm Portfolio and your investment. The risks are prioritized by order of importance. Each risk summarized below is considered a principal risk of investing in the Paradigm Fund, and indirectly the Paradigm Portfolio, regardless of the order in which it appears. Different risks may be more significant at different times depending on market conditions or other factors.

- ▶ *Single Security Concentration Risk:* Holding a large portion of its net assets in a single security or issuer exposes the Portfolio to various risks relating to that security or issuer and to the market volatility of that specific security or issuer if the security or issuer performs worse than the market as a whole, which could adversely affect the Fund’s performance.
- ▶ *Non-Diversification Risks:* Holding a large portion of its net assets in a small number of issuers exposes the Portfolio to various risks relating to those issuers. A change in the value of any one investment may affect the overall value of the Paradigm Portfolio’s shares, and therefore the Paradigm Fund’s shares, more than shares of a diversified mutual fund that holds more investments.
- ▶ *Petroleum and Gas Sector Risk:* The profitability of companies in the oil and gas industry is related to worldwide energy prices, exploration costs and production spending. Companies in the oil and gas industry may be at risk for environmental damage claims and other types of litigation. Companies in the oil and gas industry may be adversely affected by: natural disasters or other catastrophes; changes in exchange rates or interest rates; prices for competitive energy services, economic conditions, tax treatment, or government regulation; government intervention; negative public perception; or unfavorable events in the regions where companies operate (*e.g.*, expropriation, nationalization, confiscation of assets and property, imposition of restrictions on foreign investments or repatriation of capital, military coups, social or political unrest, violence or labor unrest). Companies in the oil and gas industry may have significant capital investments in, or engage in transactions involving, emerging market countries, which may heighten these risks.
- ▶ *Crypto Asset Exposure Risk:* Crypto assets (also referred to as “virtual currencies” and “digital currencies”) are digital assets designed to act as a medium of exchange. Although crypto assets are an emerging asset class, they are not presently widely accepted as a medium of exchange. There are thousands of crypto assets, the most well-known of which is bitcoin.

Bitcoin or BTC was the first decentralized crypto asset. Bitcoin is a type of crypto asset that is not issued by a government, bank or central organization. Bitcoin exists on an online, peer-to-peer computer network that hosts the Bitcoin Blockchain. Bitcoin has no physical existence and exists solely through the record of bitcoin transactions on the Bitcoin Blockchain. The Bitcoin Network allows people to exchange tokens of value, bitcoins, which are recorded on a public transaction ledger known as a Blockchain. The Fund may invest indirectly in bitcoin through the Grayscale Bitcoin Trust and through other pooled investment vehicles that provide exposure to crypto assets. Grayscale Bitcoin Trust is a Bitcoin ETF that enables investors to gain exposure to bitcoin in the form of a security while avoiding the challenges of buying, storing, and safekeeping bitcoin, directly.

In addition to the general risks of investing in other investment vehicles, the value of the Paradigm Portfolio's indirect investments in crypto assets are subject to fluctuations in the value of the crypto asset, which can be highly volatile. The value of crypto assets is determined by the supply and demand for crypto assets in the global market for the trading of crypto assets, which consists primarily of transactions on crypto asset trading platforms. The value of crypto assets has been, and may continue to be, substantially dependent on speculation, such that trading and investing in crypto assets generally may not be based on fundamental analysis. The Paradigm Portfolio's exposure to crypto assets can result in substantial losses to the Paradigm Fund.

Crypto assets facilitate decentralized, peer-to-peer financial exchange and value storage, without the oversight of a central authority or banks. The value of crypto assets are not backed by any government, corporation, or other identified body. Crypto assets are also susceptible to theft, loss and destruction.

Crypto assets trade on crypto asset trading platforms, which are largely unregulated and may therefore be more exposed to fraud and failure than established, regulated exchanges for securities, derivatives and other currencies. These crypto asset trading platforms can cease operating temporarily or even permanently, resulting in the potential loss of users' crypto assets or other market disruptions. Crypto asset trading platforms may be more exposed to the risk of market manipulation than exchanges for more traditional assets. Individuals or organizations holding a large amount of crypto assets in which the Paradigm Portfolio may invest indirectly (also known as "whales") may have the ability to manipulate the prices of those crypto assets. Crypto asset trading platforms on which crypto assets are traded are or may become subject to enforcement actions by regulatory authorities. Crypto asset trading platforms that are regulated typically must comply with minimum net worth, cybersecurity, and anti-money laundering requirements, but are not typically required to protect customers or their markets to the same extent that regulated securities exchanges or futures exchanges are required to do so. Furthermore, crypto asset trading platforms may be operating out of compliance with regulations, and many crypto asset trading platforms lack certain safeguards established by more traditional exchanges to enhance the stability of trading on the exchange, such as measures designed to prevent sudden drops in value of items traded on the exchange (*i.e.*, "flash crashes"). As a result, the prices of crypto assets on crypto asset trading platforms may be subject to larger and more frequent sudden declines than assets traded on more traditional exchanges.

Currently, there is relatively limited use of crypto assets in the retail and commercial marketplace, which contributes to price volatility. A lack of expansion by crypto assets into retail and commercial markets, or a contraction of such use, may result in increased volatility or a reduction in the value of crypto assets, either of which could adversely impact the value of the Paradigm Portfolio's investment. In addition, to the extent market participants develop a preference for one crypto asset over another, the value of the less preferred crypto assets would likely be adversely affected. Crypto

assets are a new technological innovation with a limited history; it is a highly speculative asset and future regulatory actions or policies may limit, perhaps to a materially adverse extent, the value of the Paradigm Portfolio's indirect investment in crypto assets and the ability to exchange a crypto asset or utilize it for payments.

- ▶ *Crypto Asset Industry Risk:* The crypto asset industry is a newer, speculative, and still-developing industry that faces many risks. The crypto asset industry may still be experiencing a bubble or may experience a bubble again in the future. For example, in the first half of 2022, each of Celsius Network, Voyager Digital Ltd., and Three Arrows Capital declared bankruptcy, resulting in a loss of confidence in participants of the digital asset ecosystem and negative publicity surrounding digital assets more broadly. In November 2022, FTX Trading Ltd. ("FTX"), one of the largest digital asset platforms by volume at the time, halted customer withdrawals amid rumors of the company's liquidity issues and likely insolvency, which were subsequently corroborated by its CEO. Shortly thereafter, FTX's CEO resigned and FTX and many of its affiliates filed for bankruptcy in the United States, while other affiliates have entered insolvency, liquidation, or similar proceedings around the globe, following which the U.S. Department of Justice brought criminal fraud and other charges, and the Securities and Exchange Commission ("SEC") and Commodity Futures Trading Commission ("CFTC") brought civil securities and commodities fraud charges, against certain of FTX's and its affiliates' senior executives, including its former CEO. In addition, several other entities in the crypto asset industry filed for bankruptcy following FTX's bankruptcy filing, such as BlockFi Inc. and Genesis Global Capital, LLC. In response to these events, the prices of crypto assets experienced extreme volatility and other entities in the crypto asset industry have been negatively affected. It is possible that similar events could occur in the future, which would undermine confidence in the crypto asset industry and negatively affect the value of crypto assets. It is not possible to predict at this time all of the risks that they may pose to the Paradigm Portfolio, and therefore the Paradigm Fund, its service providers or to the crypto asset industry as a whole.

Factors affecting the further development of crypto assets include, but are not limited to, continued worldwide growth or possible cessation or reversal in the adoption and use of crypto assets and other digital assets; government and quasi-government regulation or restrictions on or regulation of access to and operation of digital asset networks; changes in consumer demographics and public preferences; maintenance and development of open-source software protocol; availability and popularity of other forms or methods of buying and selling goods and services; the use of the networks supporting digital assets, such as those for developing smart contracts and distributed applications; general economic conditions and the regulatory environment relating to digital assets; negative consumer or public perception; and general risks tied to the use of information technologies, including cyber risks. A hack or failure of one crypto asset may lead to a loss in confidence in, and thus decreased usage and/or value of, other crypto assets.

- ▶ *Crypto Asset Regulatory Risk:* Crypto asset markets in the U.S. exist in a state of regulatory uncertainty. Regulatory changes or actions by Congress as well as U.S. federal or state agencies may adversely affect the value of the Paradigm Portfolio's indirect investments in crypto assets. As digital assets have grown in both popularity and market size, a number of state and federal agencies have issued consumer advisories regarding the risks posed by digital assets to investors. In addition, the SEC, U.S. state securities regulators and several foreign governments have issued warnings and instituted legal proceedings in which they argue that certain digital assets may be classified as securities and that both those digital assets and any related initial coin offerings are subject to securities regulations. Additionally, U.S. state and federal, and foreign regulators and legislatures

have taken action against virtual currency businesses or enacted restrictive regimes in response to adverse publicity arising from hacks, consumer harm, or criminal activity stemming from virtual currency activity.

The Paradigm Portfolio's exposure to crypto assets may change over time and, accordingly, such exposure may not be represented in the Paradigm Portfolio's portfolio at any given time. Many significant aspects of the tax treatment of investments in crypto assets are uncertain, and a direct or indirect investment in crypto assets may produce non-qualifying income.

- ▶ *Sector Concentration Risk:* Although the Paradigm Portfolio will not concentrate its investments in any industries, the Paradigm Portfolio may, at certain times, have concentrations in one or more sectors which may cause the Portfolio to be more sensitive to economic changes or events occurring in those sectors, and the Portfolio's investments may be more volatile. **As of December 31, 2025, the Portfolio had 61.5% invested in the Utilities sector.**
- ▶ *Market Risks:* Mutual funds are subject to market risks and significant fluctuations in value. If the market declines in value, the Paradigm Portfolio is likely to decline in value and you could lose money on your investment. Natural disasters, public health emergencies (including epidemics and pandemics), geopolitical events, tariffs and trading disruptions, terrorism and other global unforeseeable events may lead to instability in world economies and markets, market volatility and may have adverse long-term effects. Advancements in technology may adversely impact markets and the overall performance of the Fund. For example, as artificial intelligence is used more widely, the profitability and growth of Portfolio holdings may be impacted, which could significantly impact the overall performance of the Fund.
- ▶ *Stock Selection Risks:* The portfolio securities selected by the Investment Adviser may decline in value or not increase in value when the stock market in general is rising and may fail to meet the Paradigm Portfolio's, and therefore the Paradigm Fund's, investment objective.
- ▶ *Tax Risks:* In order to qualify as a RIC, the Paradigm Fund must meet certain requirements regarding the source of its income, the diversification of its assets and the distribution of its income. Under the test regarding the source of a RIC's income, at least 90% of the gross income of the RIC each year must be qualifying income, which consists of dividends, interest, gains on investments in securities and certain other categories of investment income. It appears to be the position of the Internal Revenue Service (the "IRS") that gain realized on bitcoin investments such as investments in the Grayscale Bitcoin Trust will not be qualifying income. The Paradigm Portfolio's investment in the Subsidiary is expected to provide the Paradigm Fund with exposure to such bitcoin investments within the limitations of the Internal Revenue Code for qualification as a RIC because, under applicable tax rules, the earnings of the Subsidiary will be qualifying income for the RIC when distributed by the Subsidiary even though the income would not be qualifying income if earned directly by the RIC or directly by an entity classified as a partnership for federal income tax purposes, such as the Paradigm Portfolio, in which the RIC invests. There is a risk, however, that the IRS might assert that the income derived from the Paradigm Portfolio's investment in the Subsidiary will not be considered qualifying income. If the Paradigm Fund were to fail to qualify as a RIC and became subject to federal income tax, shareholders of the Paradigm Fund would be subject to diminished returns. Additionally, the Paradigm Fund invests, directly and indirectly, in entities that take the position that they are not subject to entity-level tax. If any such entity is reclassified as a corporation for U.S. federal income tax purposes, shareholders of the Paradigm Fund would be subject to diminished returns. Changes in the laws of the United States and/or the Cayman Islands could result in the inability of the Paradigm Portfolio and/or its Subsidiary to operate as described in this

Prospectus and could adversely affect the Paradigm Fund. For example, the Cayman Islands does not currently impose any income, corporate or capital gains tax or withholding tax on the Cayman Subsidiary. If Cayman Islands law changes such that the Cayman Subsidiary must pay Cayman Islands taxes, Paradigm Fund shareholders would likely suffer decreased investment returns.

- ▶ *Subsidiary Risks:* By investing in the Subsidiary, the Paradigm Portfolio is indirectly exposed to the risks associated with the Subsidiary's investments. Those investments held by the Subsidiary are generally similar to the investments that are permitted to be held by the Paradigm Portfolio and are subject to the same risks that would apply to similar investments if held directly by the Paradigm Portfolio. The Subsidiary is not registered under the 1940 Act and, unless otherwise noted in this Prospectus, is not subject to all the investor protections of the 1940 Act. In addition, changes in the laws of the United States and/or the Cayman Islands could result in the inability of the Paradigm Portfolio and/or its Subsidiary to continue to operate and could adversely affect the Paradigm Fund's performance.
- ▶ *Volatility Risk:* The Portfolio may have investments, including but not limited to bitcoin, that appreciate or depreciate significantly in value over short periods of time. This may cause the Portfolio's net asset value per share to experience significant increases or declines in value over short periods of time.
- ▶ *Small and Medium-Size Company Risks:* Investing in small and medium-size companies often involve more risk than investing in larger companies as small and medium-size companies have narrower markets and more limited managerial and financial resources than do larger, more established companies. As a result, their performance can be more volatile and they face a greater risk of business failure, which could increase the volatility of the Paradigm Portfolio's assets and have an adverse effect on the Portfolio's performance.
- ▶ *Management Risks:* There is no guarantee that the Paradigm Fund will meet its investment objective. The Investment Adviser does not guarantee the performance of the Paradigm Fund, nor can it assure you that the market value of your investment will not decline.
- ▶ *Liquidity Risks:* The Investment Adviser may not be able to sell portfolio securities at an optimal time or price. The Portfolio's significant investment in a single position, makes the Portfolio especially susceptible to the risk that during certain periods the liquidity of the single position will decrease or disappear suddenly and without warning as a result of adverse market or political events, or adverse investor perceptions.
- ▶ *Valuation Risk:* The sales price the Portfolio could receive for any particular portfolio investment may differ from the Portfolio's valuation of the investment, particularly for securities or other investments, such as bitcoin, that trade in thin or volatile markets or that are valued using a fair value methodology. Valuation may be more difficult in times of market turmoil since many investors and market makers may be reluctant to purchase complex instruments or quote prices for them. Fair valuation of the Portfolio's investments involves subjective judgment. The Portfolio's ability to value its investments may be impacted by technological issues and/or errors by pricing services or other third-party service providers. Shares of the Grayscale Bitcoin Trust are intended to reflect the price of bitcoin assets, less fees and expenses, and shares of the Grayscale Bitcoin Trust have historically traded, and may continue to trade, at a significant discount or premium to net asset value. As such, the price of the Grayscale Bitcoin Trust may go down even if the price of the underlying asset, bitcoin, remains unchanged. Additionally, shares that trade at a premium mean that an investor who purchases \$1 of a portfolio will actually own less than \$1 in assets.

- ▶ *Foreign Securities Risks:* Investing in foreign securities directly or indirectly (e.g., through ADRs, GDRs, and IDRs) can carry higher returns but involve more risks than those associated with U.S. investments. Additional risks associated with investment in foreign securities include currency fluctuations, political and economic instability, tariffs and trading disruptions, less publicly available information, differences in financial reporting standards and less stringent regulation of securities markets. Foreign securities in which the Portfolio invests may be traded in markets that close before the time that the Portfolio calculates its NAV. Furthermore, certain foreign securities in which the Portfolio invests may be listed on foreign exchanges that trade on weekends or other days when the Portfolio does not calculate its NAV. As a result, the value of the Portfolio's holdings may change on days when shareholders are not able to purchase or redeem the Paradigm Fund's shares.
- ▶ *Emerging Markets Risks:* The risks of foreign investments are usually much greater for the emerging markets. Investments in emerging markets may be considered speculative. The information available about an emerging market issuer may be less reliable than for comparable issuers in more developed capital markets. In addition, investments in certain emerging markets are subject to an elevated risk of loss resulting from market manipulation and the imposition of exchange controls (including repatriation restrictions). The legal rights and remedies available for investors in emerging markets may be more limited than the rights and remedies available in the U.S., and the ability of U.S. authorities (e.g., SEC and the U.S. Department of Justice) to bring actions against bad actors in emerging markets may be limited.
- ▶ *Exchange-Traded Funds (ETFs) Risks:* ETFs are registered investment companies whose shares are listed and traded on U.S. stock exchanges or otherwise traded in the over-the-counter market. In general, passively-managed ETFs seek to track a specified securities index or a basket of securities that an "index provider," such as S&P Global, selects as representative of a market, market segment or industry sector. A passively-managed ETF is designed so that its performance will correspond closely with that of the index it tracks. Actively-managed ETFs may not meet their investment objective based on an ETF's investment adviser success or failure to implement strategies for the ETF and/or the investment adviser's ability to control the ETF's level of risk. A leveraged ETF will engage in transactions and purchase instruments that give rise to forms of leverage, including, among others, the use of reverse repurchase agreements and other borrowings, the investment of collateral from loans of portfolio securities, the use of when issued, delayed-delivery or forward commitment transactions or short sales. To the extent a fund invests in ETFs that achieve leveraged exposure to their underlying indexes through the use of derivative instruments, the fund will indirectly be subject to leveraging risk. As a shareholder in an ETF, the Paradigm Portfolio will bear its pro rata portion of an ETF's expenses, including advisory fees, in addition to its own expenses. The existence of extreme market volatility or potential lack of an active trading market for an ETF's shares could result in such shares trading at a significant premium or discount to their NAV.
- ▶ *Below Investment Grade Debt Securities Risks:* Generally, below investment grade debt securities, i.e., junk bonds, are subject to greater credit risk, price volatility and risk of loss than investment grade securities. Junk bonds are considered to be speculative in nature.
- ▶ *Convertible Securities Risks:* Convertible securities are subject to the risks affecting both equity and fixed income securities, including market, credit, liquidity and interest rate risk.
- ▶ *Interest Rate Risk:* The risk that when interest rates increase, fixed-income securities held by the Paradigm Portfolio will decline in value. Long-term fixed-income securities will normally have more price volatility because of this risk than short-term fixed-income securities. A low or negative interest rate environment could cause the Paradigm Portfolio's earnings to fall below the Portfolio's expense

ratio, resulting in a decline in the Portfolio's share price. A general rise in interest rates may cause investors to move out of fixed income securities on a large scale, which could adversely affect the price and liquidity of fixed income securities. The risks associated with changing interest rates may have unpredictable effects on the markets and the Paradigm Portfolio's investments.

- ▶ *Leveraging Risks:* Investments in derivative instruments may give rise to a form of leverage. The Investment Adviser may engage in speculative transactions, which involve substantial risk and leverage. The use of leverage by the Investment Adviser may increase the volatility of the Paradigm Portfolio. These leveraged instruments may result in losses to the Paradigm Portfolio or may adversely affect the Paradigm Portfolio's NAV or total return, because instruments that contain leverage are more sensitive to changes in interest rates. The Paradigm Portfolio may also have to sell assets at inopportune times to satisfy its obligations in connection with such transactions.
- ▶ *IPO Risk:* IPO share prices can be volatile and fluctuate considerably due to factors such as the absence of a prior public market, unseasoned trading, a limited number of shares available for trading, and limited operating history and/or information about the issuer. The purchase of IPO shares may involve high transaction costs. IPO shares are subject to market risk and liquidity risk.
- ▶ *Cybersecurity Risk:* Cybersecurity incidents may allow an unauthorized party to gain access to Paradigm Fund assets or proprietary information, or cause the fund, the Investment Adviser, and/or other service providers (including custodians and financial intermediaries) to suffer data breaches or data corruption. Additionally, cybersecurity failures or breaches of the electronic systems of the Paradigm Fund, the Investment Adviser, or the Paradigm Fund's other service providers, or the issuers of securities in which the Paradigm Portfolio invests have the ability to disrupt and negatively affect the Fund's business operations, including the ability to purchase and sell fund shares, potentially resulting in financial losses to the Paradigm Fund and its shareholders.
- ▶ *Temporary Defensive Position Risk:* If the Paradigm Portfolio takes a temporary defensive position, it may invest all or a large portion of its assets in cash and/or cash equivalents. If the Paradigm Portfolio takes a temporary defensive position, the Paradigm Fund may not achieve its investment objective.

Who may want to invest?

The Paradigm Fund may be appropriate for investors who:

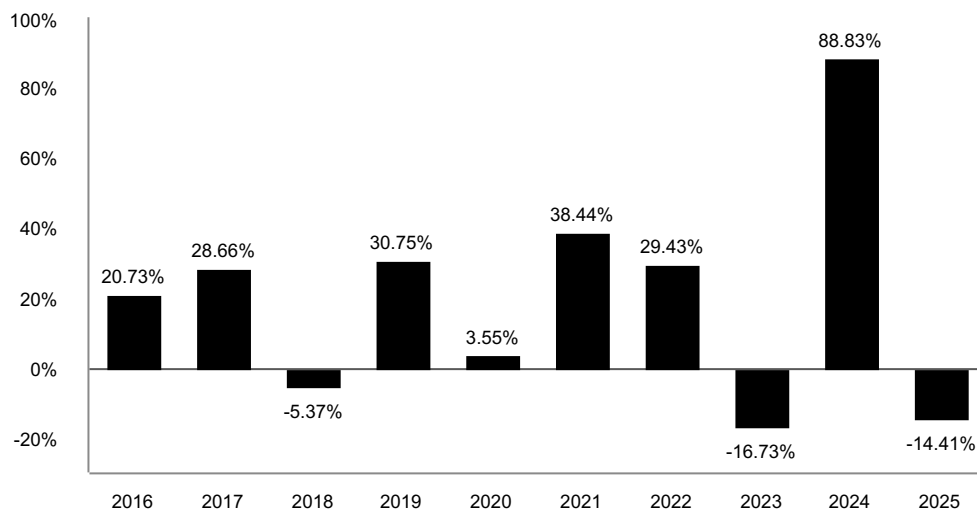
- ▶ wish to invest for the long-term;
- ▶ want to diversify their portfolios;
- ▶ want to allocate some portion of their long-term investments to equity investing;
- ▶ are willing to accept the volatility associated with equity and Bitcoin investing; and
- ▶ are comfortable with the risks described herein.

Performance

The bar chart and table shown below illustrate the variability of the Paradigm Fund's returns. The bar chart indicates the risks of investing in the Paradigm Fund by showing the changes in the Paradigm Fund's performance from year to year (on a calendar year basis). The table shows how the Paradigm Fund's average annual returns, before and after taxes, compare with those of the S&P 500[®] Index and the MSCI ACWI (All Country World Index) Index ("MSCI ACWI Index"), which represent broad measures of market performance. The past performance of the Paradigm Fund, before and after taxes, is not necessarily an indication of how the Paradigm Fund or the Paradigm Portfolio will perform in the future. Performance reflects fee waivers in effect. If fee waivers were not in place, the Paradigm Fund's

performance would be reduced. Updated performance information is available on the Fund’s website at <https://www.kineticsfunds.com> or by calling the Fund toll-free at (800) 930-3828.

**The Paradigm Fund – Institutional Class
Calendar Year Returns as of 12/31**



| | | |
|-----------------------|----------------|----------------|
| Best Quarter: | Q1 2021 | 54.49% |
| Worst Quarter: | Q1 2020 | -32.17% |

The Paradigm Fund’s after-tax returns as shown in the following table are calculated using the historical highest individual federal marginal income tax rates and do not reflect the impact of state and local taxes. Your actual after-tax returns depend on your tax situation and may differ from those shown. If you own Fund shares in a tax-deferred account, such as a 401(k) plan or an individual retirement account (“IRA”), the information on after-tax returns is not relevant to your investment.

Average Annual Total Returns as of 12/31/2025

| | 1 Year | 5 Years | 10 Years | Since Inception (May 27, 2005) |
|---|---------------|----------------|-----------------|---------------------------------------|
| The Paradigm Fund (KNPYX) Institutional | | | | |
| Return Before Taxes | -14.41% | 19.25% | 16.98% | 11.26% |
| Return After Taxes on Distributions | -15.91% | 18.15% | 16.08% | 10.78% |
| Return After Taxes on Distributions and Sale of Fund Shares | -7.43% | 15.60% | 14.28% | 9.80% |
| S&P 500® Index TR (reflects no deductions for fees, expenses or taxes) | 17.88% | 14.42% | 14.82% | 10.94% |
| MSCI ACWI Net Total Return Index (reflects no deductions for fees, expenses or taxes) | 22.34% | 11.19% | 11.72% | 8.52% |

Management

Investment Adviser. Horizon Kinetics Asset Management LLC is the Paradigm Portfolio's investment adviser.

Portfolio Managers. The Paradigm Portfolio is managed by an investment team with Mr. Doyle, Mr. Bregman, and Mr. Davolos as the Co-Portfolio Managers.

| <i>Investment team member</i> | <i>Primary Title</i> | <i>Years of Service with the Fund</i> |
|-------------------------------|----------------------|---------------------------------------|
| Peter B. Doyle | Co-Portfolio Manager | 27 |
| Steven Bregman | Co-Portfolio Manager | 10 |
| James Davolos | Co-Portfolio Manager | 20 |

Purchase and Sale of Fund Shares

You may purchase, exchange or redeem Fund shares on any business day by written request via mail (Kinetics Mutual Funds – The Paradigm Fund, c/o U.S. Bank Global Fund Services, P.O. Box 219252, Kansas City, MO 64121-9252), by telephone at 1-800-930-3828, or through a financial intermediary. You may also purchase or redeem Fund shares by wire transfer. The minimum initial investment for both regular accounts and IRAs is \$1,000,000 (\$2,000 for Coverdell Education Savings Accounts). There is no minimum on subsequent investments for all account types.

Tax Information

Unless you are investing through a tax-deferred arrangement, such as a 401(k) or an IRA, the Fund's distributions will generally be taxable to you at ordinary income or capital gain tax rates, and you will generally recognize gain or loss when you redeem shares.

Payments to Broker-Dealers and Other Financial Intermediaries

If you purchase the Fund through a broker-dealer or other financial intermediary, the Fund and/or its Investment Adviser may pay the intermediary for the sale of Fund shares and related services. These payments may create a conflict of interest by influencing the broker-dealer or other financial intermediary and your salesperson to recommend the Fund over another investment. Ask your salesperson or visit your financial intermediary's website for more information.

THE SMALL CAP OPPORTUNITIES FUND

Investment Objective

The investment objective of the Small Cap Opportunities Fund (the “Small Cap Fund”) is long-term growth of capital. The Small Cap Fund is the sole “feeder fund” to the Small Cap Opportunities Portfolio (the “Small Cap Portfolio”), a series of Kinetics Portfolios Trust.

Fees and Expenses of the Fund

This table describes the fees and expenses that you may pay if you buy, hold, and sell shares of the Small Cap Fund. You may pay other fees, such as brokerage commissions and other fees to financial intermediaries, which are not reflected in the table and example below.

Fee Table⁽¹⁾

| SHAREHOLDER FEES (fees paid directly from your investment) | Institutional Class |
|--|----------------------------|
| Redemption Fee (as a percentage of amount redeemed on shares held for 30 days or less, if applicable) | 2.00% |
| ANNUAL FUND OPERATING EXPENSES (expenses that you pay each year as a percentage of the value of your investment) | Institutional Class |
| Management Fees ⁽¹⁾ | 1.25% |
| Distribution (Rule 12b-1) Fees | None |
| Other Expenses | 0.35% |
| Shareholder Servicing Fees | 0.20% |
| Other Operating Expenses | 0.15% |
| Total Annual Fund Operating Expenses | 1.60% |
| Fee Waiver and/or Expense Reimbursements ⁽²⁾ | -0.16% |
| Total Annual Fund Operating Expenses after Fee Waiver and/or Expense Reimbursements | 1.44% |

⁽¹⁾ This table and the example below reflect the aggregate expenses of the Small Cap Fund and the Small Cap Portfolio. The management fees paid by the Small Cap Fund reflect the proportionate share of fees allocated to the Small Cap Fund from the Small Cap Portfolio. The fees and expenses of the Small Cap Portfolio include those incurred by any subsidiary wholly-owned and controlled by the Small Cap Portfolio.

⁽²⁾ Horizon Kinetics Asset Management LLC, the investment adviser to the Small Cap Portfolio of the Kinetics Portfolios Trust (the “Investment Adviser”), has contractually agreed to reimburse the Small Cap Fund the portion of the shareholder servicing fee in excess of 0.05% of average daily net assets until at least April 30, 2027. In addition, the Investment Adviser to the Small Cap Portfolio has agreed to waive management fees and reimburse Fund expenses so that Total Annual Fund Operating Expenses after Fee Waiver and/or Expense Reimbursements do not exceed 1.44%, excluding acquired fund fees and expenses. These waivers and reimbursements are in effect until April 30, 2027, and may not be terminated without the approval of the Board.

Example. This Example is intended to help you compare the cost of investing in the Small Cap Fund with the cost of investing in other mutual funds. This Example assumes that you invest \$10,000 in the Small Cap Fund for the time periods indicated and then redeem all of your shares at the end of these periods. The Example also assumes that your investment has a 5% return each year and that the Small Cap Fund’s operating expenses remain the same (taking into account the expense limitations only in the first year). Although your actual costs may be higher or lower, based on these assumptions your cost for the Small Cap Fund would be:

| | 1 Year | 3 Years | 5 Years | 10 Years |
|----------------------------|---------------|----------------|----------------|-----------------|
| Institutional Class | \$147 | \$489 | \$856 | \$1,887 |

Portfolio Turnover. The Small Cap Portfolio pays transaction costs, such as commissions, when it buys and sells securities (or “turns over” its portfolio). A higher portfolio turnover rate may indicate higher transaction costs and may result in higher taxes when Fund shares are held in a taxable account. These costs, which are not reflected in annual fund operating expenses or in the Example, affect the Small Cap Portfolio’s, and therefore the Small Cap Fund’s, performance. During the most recent fiscal year, the Small Cap Portfolio’s portfolio turnover rate was 0% of the average value of its portfolio.

Principal Investment Strategy

The Small Cap Fund is a non-diversified fund that invests all of its investable assets in the Small Cap Portfolio, a series of Kinetics Portfolios Trust. Under normal circumstances, the Small Cap Portfolio invests at least 80% of its net assets plus any borrowings for investment purposes in common stocks, convertible securities, warrants and other equity securities having the characteristics of common stocks (such as American Depositary Receipts (“ADRs”), Global Depositary Receipts (“GDRs”) and International Depositary Receipts (“IDRs”)) of U.S. and foreign small capitalization companies that provide attractive valuation opportunities. The Small Cap Portfolio’s Investment Adviser considers small cap companies to be those with market capitalizations at or below the highest market capitalization of a component security within the MSCI USA Small Cap Index. The highest market capitalization of a company within the MSCI USA Small Cap Index was approximately \$80 billion as of March 31, 2026. The Small Cap Portfolio may also invest in exchange-traded funds (“ETFs”) and purchase and write options for hedging purposes and/or direct investment.

The Small Cap Portfolio may invest up to 20% of its total assets in convertible and non-convertible debt securities rated below investment grade, also known as junk bonds, or unrated securities that the Investment Adviser has determined to be of comparable quality.

The Small Cap Portfolio focuses on undervalued and special situation small capitalization equities that the Investment Adviser believes have the potential for rewarding long-term investment results. Small Cap Portfolio securities will generally be selected from companies that are engaged in a number of industries if, in the Investment Adviser’s opinion, they are selling below their perceived intrinsic value, have limited or no institutional ownership, have had short-term earnings shortfalls, have had a recent initial public offering (“IPO”) but have not attracted significant analyst coverage, are selling at or below book or replacement value, or have modest price to earnings ratios. The Investment Adviser considers a company’s fundamentals by reviewing its balance sheets, corporate revenues, earnings and dividends. The Investment Adviser also looks at the amount of capital a company spends on research and development. Additionally, the Small Cap Portfolio may participate in securities lending arrangements up to 33-1/3% of the securities in its portfolio with brokers, dealers, and financial institutions (but not individuals) in order to increase the return on its portfolio.

The Small Cap Portfolio invests indirectly in bitcoin through the Grayscale Bitcoin Trust and through other pooled investment vehicles that provide exposure to crypto assets. Certain of these investment vehicles, including the Grayscale Bitcoin Trust, are not registered under the 1940 Act and do not receive the protections of the 1940 Act. **The Small Cap Portfolio will not invest directly in bitcoin or other crypto assets.** The Grayscale Bitcoin Trust is a Bitcoin ETF and enables investors to gain exposure to bitcoin in the form of a security while avoiding the challenges of buying, storing, and safekeeping bitcoin, directly. Bitcoin is a type of crypto asset that is not issued by a government, bank or central organization. Bitcoin exists on the Bitcoin Network that hosts the Bitcoin Blockchain. Bitcoin has no physical existence and exists solely through the record of bitcoin transactions on the Bitcoin Blockchain. The Grayscale Bitcoin Trust invests principally in bitcoin. **The Small Cap Portfolio held 3.11% of its net assets in the Grayscale Bitcoin Trust as of March 31, 2026.** The Small Cap Portfolio may also invest in other pooled investment vehicles that provide exposure to the spot price of crypto assets. For example, the Small Cap Portfolio may invest in the Grayscale Bitcoin Mini Trust ETF, the Grayscale Litecoin Trust and the Grayscale Ethereum Classic Trust.

The Small Cap Portfolio contributed a portion of its holdings in the Grayscale Bitcoin Trust to a wholly-owned and controlled subsidiary organized under the laws of the Cayman Islands (the “Subsidiary”).

In the future, the Small Cap Portfolio may seek to gain additional exposure to the Grayscale Bitcoin Trust that may not produce qualifying income for the Small Cap Fund under the Internal Revenue Code of 1986, as amended (the “Internal Revenue Code”) if held directly. The Small Cap Portfolio will not make any additional investments in the Grayscale Bitcoin Trust if as a result of such investment, its aggregate investment in the Grayscale Bitcoin Trust, either directly or through a Subsidiary, would be more than 15% of its assets at the time of the investment. However, the Portfolio’s investment in the Grayscale Bitcoin Trust may, at times, exceed 15% of its net assets, due to appreciation.

The Subsidiary invests primarily in the Grayscale Bitcoin Trust. The Small Cap Portfolio will invest in its Subsidiary in a manner consistent with the limitations of the federal tax laws, rules and regulations that apply to the Small Cap Fund as a “regulated investment company” (“RIC”) under Subchapter M of Subtitle A, Chapter 1, of the Internal Revenue Code (“Subchapter M”). However, the Small Cap Portfolio and its Subsidiary comply with the same fundamental investment restrictions on an aggregate basis, to the extent those restrictions are applicable to the investment activities of the Subsidiary. The Subsidiary also complies with Section 17 of the 1940 Act relating to affiliated transactions and custody, and the Investment Adviser complies with Section 15 of the 1940 Act, relating to investment advisory contracts with respect to the Subsidiary. Unlike the Small Cap Fund, the Subsidiary does not, and will not, seek to qualify as a RIC. The Small Cap Portfolio is the sole shareholder of its Subsidiary and does not expect shares of its Subsidiary to be offered or sold to other investors. The Subsidiary includes entities that engage in investment activities in securities or other assets that are primarily controlled by the Small Cap Portfolio. The Small Cap Portfolio does not intend to create or acquire primary control of any entity which primarily engages in investment activities in securities or other assets other than entities wholly-owned by the Small Cap Portfolio.

Sell decisions are generally triggered by either adequate value being achieved, as determined by the Investment Adviser, or by an adverse change in a company’s operating performance or a deterioration of the company’s business model. A sell trigger may also occur if the Investment Adviser discovers a new investment opportunity that it believes is more compelling and represents a greater risk reward profile than other investment(s) held by the Small Cap Portfolio.

The Small Cap Portfolio may maintain during a temporary period, which could be for a short period or a longer period lasting several years or more, of abnormal conditions, a significant portion of its total assets in cash and securities, generally considered to be cash and cash equivalents, including, but not limited to: high quality, U.S. short-term debt securities and money market instruments. The Investment Adviser will invest in such short-term cash positions to the extent that the Investment Adviser is unable to find sufficient investments meeting its criteria and when the Investment Adviser believes the purchase of additional equity securities would not further the investment objective of the Small Cap Portfolio during such periods of time. Additionally, to respond to adverse market, economic, political or other conditions, which may persist for short or long periods of time, the Small Cap Portfolio may invest up to 100% of its assets in the types of high quality, U.S. short-term debt securities and money market instruments described above.

If the market advances during periods when the Small Cap Portfolio is holding a large cash position, the Portfolio may not participate as much as it would have if it had been more fully invested in securities. In the aforementioned temporary defensive periods, the Investment Adviser believes that an additional amount of liquidity in the Small Cap Portfolio is desirable both to meet operating requirements and to take advantage of new investment opportunities. When the Small Cap Portfolio holds a significant portion of assets in cash and cash equivalents, it may not meet its investment objective.

The Small Cap Portfolio held 56.40% of its net assets in the Texas Pacific Land Corporation (the “Land Corporation”) as of March 31, 2026. The Land Corporation is a corporation organized under the laws of the state of New York. One of the largest land owners in Texas, the Land Corporation derives most of its income from oil and gas royalty revenue, land easements and water royalties and sales. The Land Corporation has historically operated with minimal operating expenses, little to no debt and utilized cash flow to return capital to unitholders through share repurchases and dividends. While the Land Corporation has held the majority of its assets since its formation in 1888, the development of energy resources subject to its royalty interests and related land use have experienced rapid growth in recent years due to advances in energy exploration and extraction technologies.

Principal Investment Risks

Investing in common stocks has inherent risks that could cause you to lose money. The principal risks of investing in the Small Cap Fund, and indirectly the Small Cap Portfolio, are listed below and could adversely affect the net asset value (“NAV”), total return and value of the Small Cap Fund, the Small Cap Portfolio and your investment. The risks are prioritized by order of importance. Each risk summarized below is considered a principal risk of investing in the Small Cap Fund, and indirectly the Small Cap Portfolio, regardless of the order in which it appears. Different risks may be more significant at different times depending on market conditions or other factors.

- ▶ *Single Security Concentration Risk:* Holding a large portion of its net assets in a single security or issuer exposes the Portfolio to various risks relating to that security or issuer and to the market volatility of that specific security or issuer if the security or issuer performs worse than the market as a whole, which could adversely affect the Fund’s performance.
- ▶ *Non-Diversification Risks:* Holding a large portion of its net assets in a small number of issuers exposes the Portfolio to various risks relating to those issuers. A change in the value of any one investment may affect the overall value of the Small Cap Portfolio’s shares, and therefore the Small Cap Fund’s shares, more than shares of a more diversified mutual fund that holds more investments.
- ▶ *Petroleum and Gas Sector Risk:* The profitability of companies in the oil and gas industry is related to worldwide energy prices, exploration costs and production spending. Companies in the oil and gas

industry may be at risk for environmental damage claims and other types of litigation. Companies in the oil and gas industry may be adversely affected by: natural disasters or other catastrophes; changes in exchange rates or interest rates; prices for competitive energy services, economic conditions, tax treatment, or government regulation; government intervention; negative public perception; or unfavorable events in the regions where companies operate (e.g., expropriation, nationalization, confiscation of assets and property, imposition of restrictions on foreign investments or repatriation of capital, military coups, social or political unrest, violence or labor unrest). Companies in the oil and gas industry may have significant capital investments in, or engage in transactions involving, emerging market countries, which may heighten these risks.

- ▶ *Sector Concentration Risk:* Although the Small Cap Portfolio will not concentrate its investments in any industries, the Small Cap Portfolio may, at certain times, have concentrations in one or more sectors which may cause the Portfolio to be more sensitive to economic changes or events occurring in those sectors, and the Portfolio's investments may be more volatile. **As of December 31, 2025, the Portfolio had 43.4% invested in the Utilities sector.**
- ▶ *Small-Capitalization Company Risks:* Investing in small-capitalization companies often involve more risks than investing in larger companies as small-capitalization companies have narrower markets and more limited managerial and financial resources than larger, more established companies. As a result, their performance can be more volatile and they face a greater risk of business failure, which could increase the volatility of the Small Cap Portfolio's assets and have an adverse effect on the Portfolio's performance.
- ▶ *Crypto Asset Exposure Risk:* Crypto assets (also referred to as "virtual currencies" and "digital currencies") are digital assets designed to act as a medium of exchange. Although crypto assets are an emerging asset class, they are not presently widely accepted as a medium of exchange. There are thousands of crypto assets, the most well-known of which is bitcoin.

Bitcoin or BTC was the first decentralized crypto asset. Bitcoin is a type of crypto asset that is not issued by a government, bank or central organization. Bitcoin exists on an online, peer-to-peer computer network that hosts the Bitcoin Blockchain. Bitcoin has no physical existence and exists solely through the record of bitcoin transactions on the Bitcoin Blockchain. The Bitcoin Network allows people to exchange tokens of value, bitcoins, which are recorded on a public transaction ledger known as a Blockchain. The Fund may invest indirectly in bitcoin through the Grayscale Bitcoin Trust and through other pooled investment vehicles that provide exposure to crypto assets. Grayscale Bitcoin Trust is a Bitcoin ETF that enables investors to gain exposure to bitcoin in the form of a security while avoiding the challenges of buying, storing, and safekeeping bitcoin, directly.

In addition to the general risks of investing in other investment vehicles, the value of the Small Cap Portfolio's indirect investments in crypto assets are subject to fluctuations in the value of the crypto asset, which can be highly volatile. The value of crypto assets is determined by the supply and demand for crypto assets in the global market for the trading of crypto assets, which consists primarily of transactions on crypto asset trading platforms. The value of crypto assets has been, and may continue to be, substantially dependent on speculation, such that trading and investing in crypto assets generally may not be based on fundamental analysis. The Small Cap Portfolio's exposure to crypto assets can result in substantial losses to the Small Cap Fund.

Crypto assets facilitate decentralized, peer-to-peer financial exchange and value storage, without the oversight of a central authority or banks. The value of crypto assets are not backed by any

government, corporation, or other identified body. Crypto assets are also susceptible to theft, loss and destruction.

Crypto assets trade on crypto asset trading platforms, which are largely unregulated and may therefore be more exposed to fraud and failure than established, regulated exchanges for securities, derivatives and other currencies. These crypto asset trading platforms can cease operating temporarily or even permanently, resulting in the potential loss of users' crypto assets or other market disruptions. Crypto asset trading platforms may be more exposed to the risk of market manipulation than exchanges for more traditional assets. Individuals or organizations holding a large amount of crypto assets in which the Small Cap Portfolio may invest indirectly (also known as "whales") may have the ability to manipulate the prices of those crypto assets. Crypto asset trading platforms on which crypto assets are traded are or may become subject to enforcement actions by regulatory authorities. Crypto asset trading platforms that are regulated typically must comply with minimum net worth, cybersecurity, and anti-money laundering requirements, but are not typically required to protect customers or their markets to the same extent that regulated securities exchanges or futures exchanges are required to do so. Furthermore, crypto asset trading platforms may be operating out of compliance with regulations, and many crypto asset trading platforms lack certain safeguards established by more traditional exchanges to enhance the stability of trading on the exchange, such as measures designed to prevent sudden drops in value of items traded on the exchange (*i.e.*, "flash crashes"). As a result, the prices of crypto assets on crypto asset trading platforms may be subject to larger and more frequent sudden declines than assets traded on more traditional exchanges.

Currently, there is relatively limited use of crypto assets in the retail and commercial marketplace, which contributes to price volatility. A lack of expansion by crypto assets into retail and commercial markets, or a contraction of such use, may result in increased volatility or a reduction in the value of crypto assets, either of which could adversely impact the value of the Small Cap Portfolio's investment. In addition, to the extent market participants develop a preference for one crypto asset over another, the value of the less preferred crypto assets would likely be adversely affected. Crypto assets are a new technological innovation with a limited history; it is a highly speculative asset and future regulatory actions or policies may limit, perhaps to a materially adverse extent, the value of the Small Cap Portfolio's indirect investment in crypto assets and the ability to exchange a crypto asset or utilize it for payments.

- ▮ *Crypto Asset Industry Risk:* The crypto asset industry is a newer, speculative, and still-developing industry that faces many risks. The crypto asset industry may still be experiencing a bubble or may experience a bubble again in the future. For example, in the first half of 2022, each of Celsius Network, Voyager Digital Ltd., and Three Arrows Capital declared bankruptcy, resulting in a loss of confidence in participants of the digital asset ecosystem and negative publicity surrounding digital assets more broadly. In November 2022, FTX Trading Ltd. ("FTX"), one of the largest digital asset platforms by volume at the time, halted customer withdrawals amid rumors of the company's liquidity issues and likely insolvency, which were subsequently corroborated by its CEO. Shortly thereafter, FTX's CEO resigned and FTX and many of its affiliates filed for bankruptcy in the United States, while other affiliates have entered insolvency, liquidation, or similar proceedings around the globe, following which the U.S. Department of Justice brought criminal fraud and other charges, and the Securities and Exchange Commission ("SEC") and Commodity Futures Trading Commission ("CFTC") brought civil securities and commodities fraud charges, against certain of FTX's and its affiliates' senior executives, including its former CEO. In addition, several other entities in the crypto asset industry filed for bankruptcy following FTX's bankruptcy filing, such as BlockFi Inc. and Genesis Global Capital, LLC. In response to these events, the prices of crypto assets experienced

extreme volatility and other entities in the crypto asset industry have been negatively affected. It is possible that similar events could occur in the future, which would undermine confidence in the crypto asset industry and negatively affect the value of crypto assets. It is not possible to predict at this time all of the risks that they may pose to the Small Cap Portfolio, and therefore the Small Cap Fund, its service providers or to the crypto asset industry as a whole.

Factors affecting the further development of crypto assets include, but are not limited to, continued worldwide growth or possible cessation or reversal in the adoption and use of crypto assets and other digital assets; government and quasi-government regulation or restrictions on or regulation of access to and operation of digital asset networks; changes in consumer demographics and public preferences; maintenance and development of open-source software protocol; availability and popularity of other forms or methods of buying and selling goods and services; the use of the networks supporting digital assets, such as those for developing smart contracts and distributed applications; general economic conditions and the regulatory environment relating to digital assets; negative consumer or public perception; and general risks tied to the use of information technologies, including cyber risks. A hack or failure of one crypto asset may lead to a loss in confidence in, and thus decreased usage and/or value of, other crypto assets.

- ▶ *Crypto Asset Regulatory Risk:* Crypto asset markets in the U.S. exist in a state of regulatory uncertainty. Regulatory changes or actions by Congress as well as U.S. federal or state agencies may adversely affect the value of the Small Cap Portfolio's indirect investments in crypto assets. As digital assets have grown in both popularity and market size, a number of state and federal agencies have issued consumer advisories regarding the risks posed by digital assets to investors. In addition, the SEC, U.S. state securities regulators and several foreign governments have issued warnings and instituted legal proceedings in which they argue that certain digital assets may be classified as securities and that both those digital assets and any related initial coin offerings are subject to securities regulations. Additionally, U.S. state and federal, and foreign regulators and legislatures have taken action against virtual currency businesses or enacted restrictive regimes in response to adverse publicity arising from hacks, consumer harm, or criminal activity stemming from virtual currency activity.

The Small Cap Portfolio's exposure to crypto assets may change over time and, accordingly, such exposure may not be represented in the Small Cap Portfolio's portfolio at any given time. Many significant aspects of the tax treatment of investments in crypto assets are uncertain, and a direct or indirect investment in crypto assets may produce non-qualifying income.

- ▶ *Market Risks:* Mutual funds are subject to market risks and significant fluctuations in value. If the market declines in value, the Small Cap Portfolio is likely to decline in value and you could lose money on your investment. Natural disasters, public health emergencies (including epidemics and pandemics), geopolitical events, tariffs and trading disruptions, terrorism and other global unforeseeable events may lead to instability in world economies and markets, market volatility and may have adverse long-term effects. Advancements in technology may adversely impact markets and the overall performance of the Fund. For example, as artificial intelligence is used more widely, the profitability and growth of Portfolio holdings may be impacted, which could significantly impact the overall performance of the Fund.
- ▶ *Stock Selection Risks:* The portfolio securities selected by the Investment Adviser may decline in value or not increase in value when the stock market in general is rising and may fail to meet the Small Cap Portfolio's, and therefore the Small Cap Fund's, investment objective.

- *Management Risks:* There is no guarantee that the Small Cap Fund will meet its investment objective. The Investment Adviser does not guarantee the performance of the Small Cap Fund, nor can it assure you that the market value of your investment will not decline.
- *Tax Risks:* In order to qualify as a RIC, the Small Cap Fund must meet certain requirements regarding the source of its income, the diversification of its assets and the distribution of its income. Under the test regarding the source of a RIC's income, at least 90% of the gross income of the RIC each year must be qualifying income, which consists of dividends, interest, gains on investments in securities and certain other categories of investment income. It appears to be the position of the Internal Revenue Service (the "IRS") that gain realized on bitcoin investments such as investments in the Grayscale Bitcoin Trust will not be qualifying income. The Small Cap Portfolio's investment in its Subsidiary is expected to provide the Small Cap Fund with exposure to such bitcoin investments within the limitations of the Internal Revenue Code for qualification as a RIC because, under applicable tax rules, the earnings of the Subsidiary will be qualifying income for the RIC when distributed by the Subsidiary even though the income would not be qualifying income if earned directly by the RIC or directly by an entity classified as a partnership for federal income tax purposes, such as the Small Cap Portfolio, in which the RIC invests. There is a risk, however, that the IRS might assert that the income derived from the Small Cap Portfolio's investment in its Subsidiary will not be considered qualifying income. If the Small Cap Fund were to fail to qualify as a RIC and became subject to federal income tax, shareholders of the Small Cap Fund would be subject to diminished returns. Additionally, the Small Cap Fund invests, directly and indirectly, in entities that take the position that they are not subject to entity-level tax. If any such entity is reclassified as a corporation for U.S. federal income tax purposes, shareholders of the Small Cap Fund would be subject to diminished returns. Changes in the laws of the United States and/or the Cayman Islands could result in the inability of the Small Cap Portfolio and/or its Subsidiary to operate as described in this Prospectus and could adversely affect the Small Cap Fund. For example, the Cayman Islands does not currently impose any income, corporate or capital gains tax or withholding tax on the Subsidiary. If Cayman Islands law changes such that the Subsidiary must pay Cayman Islands taxes, Small Cap Fund shareholders would likely suffer decreased investment returns.
- *Subsidiary Risks:* By investing in its Subsidiary, the Small Cap Portfolio is indirectly exposed to the risks associated with the Subsidiary's investments. Those investments held by the Subsidiary are generally similar to the investments that are permitted to be held by the Small Cap Portfolio and are subject to the same risks that would apply to similar investments if held directly by the Small Cap Portfolio. The Subsidiary is not registered under the 1940 Act and, unless otherwise noted in this Prospectus, is not subject to all the investor protections of the 1940 Act. In addition, changes in the laws of the United States and/or the Cayman Islands could result in the inability of the Small Cap Portfolio and/or its Subsidiary to continue to operate and could adversely affect the Small Cap Fund's performance.
- *Volatility Risk:* The Portfolio may have investments, including but not limited to bitcoin, that appreciate or depreciate significantly in value over short periods of time. This may cause the Portfolio's net asset value per share to experience significant increases or declines in value over short periods of time.
- *IPO Risk:* IPO share prices can be volatile and fluctuate considerably due to factors such as the absence of a prior public market, unseasoned trading, a limited number of shares available for trading, and limited operating history and/or information about the issuer. The purchase of IPO shares may involve high transaction costs. IPO shares are subject to market risk and liquidity risk.

- D *Valuation Risk:* The sales price the Portfolio could receive for any particular portfolio investment may differ from the Portfolio’s valuation of the investment, particularly for securities or other investments, such as bitcoin, that trade in thin or volatile markets or that are valued using a fair value methodology. Valuation may be more difficult in times of market turmoil since many investors and market makers may be reluctant to purchase complex instruments or quote prices for them. Fair valuation of the Portfolio’s investments involves subjective judgment. The Portfolio’s ability to value its investments may be impacted by technological issues and/or errors by pricing services or other third-party service providers. Shares of Grayscale Bitcoin Trust are intended to reflect the price of bitcoin assets, less fees and expenses, and shares of the Grayscale Bitcoin Trust have historically traded, and may continue to trade, at a significant discount or premium to net asset value. As such, the price of the Grayscale Bitcoin Trust may go down even if the price of the underlying asset, bitcoin, remains unchanged. Additionally, shares that trade at a premium mean that an investor who purchases \$1 of a portfolio will actually own less than \$1 in assets.
- D *Foreign Securities Risks:* Investing in foreign securities directly or indirectly (e.g., through ADRs, GDRs and IDRs) can carry higher returns but involve more risks than those associated with U.S. investments. Additional risks associated with investment in foreign securities include currency fluctuations, political and economic instability, tariffs and trading disruptions, less publicly available information, differences in financial reporting standards and less stringent regulation of securities markets. Foreign securities in which the Portfolio invests may be traded in markets that close before the time that the Portfolio calculates its NAV. Furthermore, certain foreign securities in which the Portfolio invests may be listed on foreign exchanges that trade on weekends or other days when the Portfolio does not calculate its NAV. As a result, the value of the Portfolio’s holdings may change on days when shareholders are not able to purchase or redeem the Small Cap Fund’s shares.
- D *Liquidity Risks:* The Investment Adviser may not be able to sell portfolio securities at an optimal time or price. The Portfolio’s significant investment in a single position, makes the Portfolio especially susceptible to the risk that during certain periods the liquidity of the single position will decrease or disappear suddenly and without warning as a result of adverse market or political events, or adverse investor perceptions.
- D *Exchange-Traded Funds (ETFs) Risks:* ETFs are registered investment companies whose shares are listed and traded on U.S. stock exchanges or otherwise traded in the over-the-counter market. In general, passively-managed ETFs seek to track a specified securities index or a basket of securities that an “index provider,” such as S&P Global, selects as representative of a market, market segment or industry sector. A passively-managed ETF is designed so that its performance will correspond closely with that of the index it tracks. Actively-managed ETFs may not meet their investment objective based on an ETF’s investment adviser’s success or failure to implement strategies for the ETF and/or the investment adviser’s ability to control the ETF’s level of risk. A leveraged ETF will engage in transactions and purchase instruments that give rise to forms of leverage, including, among others, the use of reverse repurchase agreements and other borrowings, the investment of collateral from loans of portfolio securities, the use of when issued, delayed-delivery or forward commitment transactions or short sales. To the extent a fund invests in ETFs that achieve leveraged exposure to their underlying indexes through the use of derivative instruments, the fund will indirectly be subject to leveraging risk. As a shareholder in an ETF, the Small Cap Portfolio will bear its pro rata portion of an ETF’s expenses, including advisory fees, in addition to its own expenses. The existence of extreme market volatility or potential lack of an active trading market for an ETF’s shares could result in such shares trading at a significant premium or discount to their NAV.

- ▶ *Special Situations Risks:* The Small Cap Portfolio may use aggressive investment techniques, including seeking to benefit from “special situations,” such as mergers, reorganizations, or other unusual events expected to affect a particular issuer. There is a risk that the “special situation” might not occur or involve longer time frames than originally expected, which could have a negative impact on the price of the issuer’s securities and fail to produce gains or produce a loss for the Small Cap Portfolio, and therefore the Small Cap Fund.
- ▶ *Leveraging Risks:* Investments in derivative instruments may give rise to a form of leverage. The Investment Adviser may engage in speculative transactions, which involve substantial risk and leverage. The use of leverage by the Investment Adviser may increase the volatility of the Small Cap Portfolio. These leveraged instruments may result in losses to the Small Cap Portfolio or may adversely affect the Small Cap Portfolio’s NAV or total return, because instruments that contain leverage are more sensitive to changes in interest rates. The Small Cap Portfolio may also have to sell assets at inopportune times to satisfy its obligations in connection with such transactions.
- ▶ *Interest Rate Risk:* The risk that when interest rates increase, fixed-income securities held by the Small Cap Portfolio will decline in value. Long-term fixed-income securities will normally have more price volatility because of this risk than short-term fixed-income securities. A low or negative interest rate environment could cause the Small Cap Portfolio's earnings to fall below the Portfolio's expense ratio, resulting in a decline in the Portfolio's share price. A general rise in interest rates may cause investors to move out of fixed income securities on a large scale, which could adversely affect the price and liquidity of fixed income securities. The risks associated with changing interest rates may have unpredictable effects on the markets and the Small Cap Portfolio's investments.
- ▶ *Convertible Securities Risks:* Convertible securities are subject to the risks affecting both equity and fixed income securities, including market, credit, liquidity and interest rate risk.
- ▶ *Below Investment Grade Debt Securities Risks:* Generally, below investment grade debt securities, *i.e.*, junk bonds, are subject to greater credit risk, price volatility and risk of loss than investment grade securities. Junk bonds are considered to be speculative in nature.
- ▶ *Cybersecurity Risk:* Cybersecurity incidents may allow an unauthorized party to gain access to Small Cap Fund assets or proprietary information, or cause the fund, the Investment Adviser, and/or other service providers (including custodians and financial intermediaries) to suffer data breaches or data corruption. Additionally, cybersecurity failures or breaches of the electronic systems of the Small Cap Fund, the Investment Adviser, or the Small Cap Fund’s other service providers, or the issuers of securities in which the Small Cap Portfolio invests have the ability to disrupt and negatively affect the Fund’s business operations, including the ability to purchase and sell fund shares, potentially resulting in financial losses to the Small Cap Fund and its shareholders.
- ▶ *Temporary Defensive Position Risk:* If the Small Cap Portfolio takes a temporary defensive position, it may invest all or a large portion of its assets in cash and/or cash equivalents. If the Small Cap Portfolio takes a temporary defensive position, the Small Cap Fund may not achieve its investment objective.

Who may want to invest?

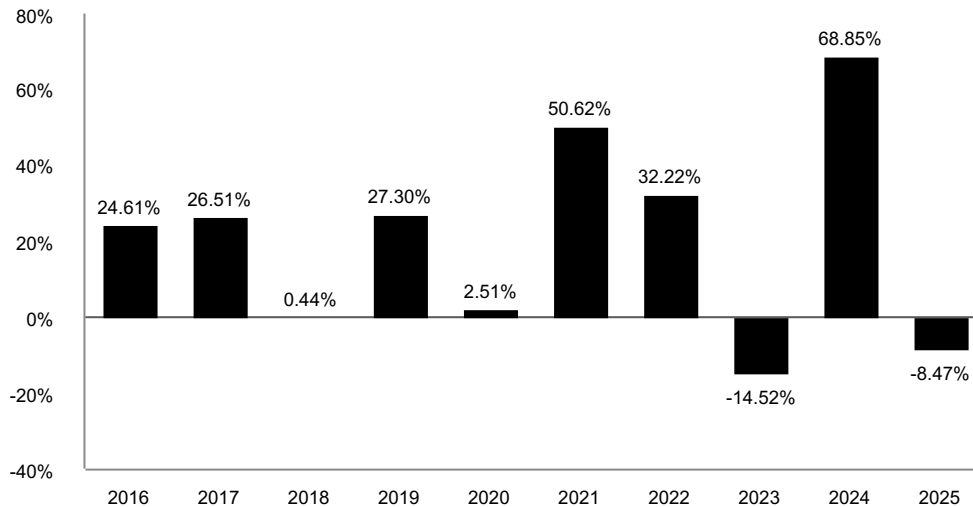
The Small Cap Fund may be appropriate for investors who:

- wish to invest for the long-term;
- want to diversify their portfolios;
- want to allocate some portion of their long-term investments to value equity investing;
- are willing to accept the volatility associated with equity and Bitcoin investing; and
- are comfortable with the risks described herein.

Performance

The bar chart and table shown below illustrate the variability of the Small Cap Fund's returns. The bar chart indicates the risks of investing in the Small Cap Fund by showing the changes in the Small Cap Fund's performance from year to year (on a calendar year basis). The table shows how the Small Cap Fund's average annual returns, before and after taxes, compare with those of the S&P 500® Index, which represents a broad measure of market performance, as well as the MSCI USA Small Cap Index replaces the S&P 600® SmallCap Index as the secondary comparison benchmark. The past performance of the Small Cap Fund, before and after taxes, is not necessarily an indication of how the Small Cap Fund or the Small Cap Portfolio will perform in the future. Performance reflects fee waivers in effect. If fee waivers were not in place, the Small Cap Fund's performance would be reduced. Updated performance information is available on the Fund's website at <https://www.kineticsfunds.com> or by calling the Fund toll-free at (800) 930-3828.

The Small Cap Fund – Institutional Class
Calendar Year Returns as of 12/31



| | | |
|----------------|---------|---------|
| Best Quarter: | Q1 2021 | 60.54% |
| Worst Quarter: | Q1 2020 | -34.35% |

The Small Cap Fund's after-tax returns as shown in the following table are calculated using the historical highest individual federal marginal income tax rates and do not reflect the impact of state and local taxes. Your actual after-tax returns depend on your tax situation and may differ from those shown. If you own

Fund shares in a tax-deferred account, such as a 401(k) plan or an individual retirement account (“IRA”), the information on after-tax returns is not relevant to your investment.

Average Annual Total Returns as of 12/31/2025

| | 1 Year | 5 Years | 10 Years | Since Inception (August 12, 2005) |
|--|--------|---------|----------|-----------------------------------|
| The Small Cap Fund (KSCYX) Institutional | | | | |
| Return Before Taxes | -8.47% | 21.34% | 18.45% | 11.65% |
| Return After Taxes on Distributions | -8.56% | 20.61% | 18.09% | 11.40% |
| Return After Taxes on Distributions and Sale of Fund Shares | -4.95% | 17.37% | 15.83% | 10.24% |
| S&P 500® Index TR (reflects no deductions for fees, expenses or taxes) | 17.88% | 14.42% | 14.82% | 10.90% |
| MSCI USA Small Cap Index (reflects no deductions for fees, expenses or taxes) ⁽¹⁾ | -8.47% | 21.35% | 18.45% | 11.65% |
| S&P 600® SmallCap Index (reflects no deductions for fees, expenses or taxes) ⁽¹⁾ | 6.02% | 7.31% | 9.81% | 8.82% |

⁽¹⁾ Effective April 30, 2026, the secondary broad-based index used for comparison with the Small Cap Fund’s performance changed from the S&P 600 SmallCap Index TR to the MSCI USA Small Cap Index, which more closely reflects the types of securities in which the Fund invests.

Management

Investment Adviser. Horizon Kinetics Asset Management LLC is the Small Cap Portfolio’s investment adviser.

Portfolio Managers. The Small Cap Portfolio is managed by an investment team with Mr. Doyle, Mr. Houk and Mr. Davolos as the Co-Portfolio Managers. Each investment team member serves as a research analyst.

| <i>Investment team member</i> | <i>Primary Title</i> | <i>Years of Service with the Fund</i> |
|-------------------------------|------------------------|---------------------------------------|
| Peter B. Doyle | Co-Portfolio Manager | 26 |
| Matthew Houk | Co-Portfolio Manager | 15 |
| James Davolos | Co-Portfolio Manager | 20 |
| Steven Bregman | Investment Team Member | 10 |

Purchase and Sale of Fund Shares

You may purchase, exchange or redeem Fund shares on any business day by written request via mail (Kinetics Mutual Funds – The Small Cap Opportunities Fund, c/o U.S. Bank Global Fund Services, P.O. Box 219252, Kansas City, MO 64121-9252), by telephone at 1-800-930-3828, or through a financial intermediary. You may also purchase or redeem Fund shares by wire transfer. The minimum initial investment for both regular accounts and IRAs is \$1,000,000 (\$2,000 for Coverdell Education Savings Accounts). There is no minimum on subsequent investments for all account types.

Tax Information

Unless you are investing through a tax-deferred arrangement, such as a 401(k) or an IRA, the Fund's distributions will generally be taxable to you at ordinary income or capital gain tax rates, and you will generally recognize gain or loss when you redeem shares.

Payments to Broker-Dealers and Other Financial Intermediaries

If you purchase the Fund through a broker-dealer or other financial intermediary, the Fund and/or its Investment Adviser may pay the intermediary for the sale of Fund shares and related services. These payments may create a conflict of interest by influencing the broker-dealer or other financial intermediary and your salesperson to recommend the Fund over another investment. Ask your salesperson or visit your financial intermediary's website for more information.

THE MARKET OPPORTUNITIES FUND

Investment Objective

The investment objective of the Market Opportunities Fund is long-term growth of capital. The Market Opportunities Fund is the sole “feeder fund” to The Market Opportunities Portfolio, a series of Kinetics Portfolios Trust.

Fees and Expenses of the Fund

This table describes the fees and expenses that you may pay if you buy, hold, and sell shares of the Market Opportunities Fund. You may pay other fees, such as brokerage commissions and other fees to financial intermediaries, which are not reflected in the table and example below.

Fee Table⁽¹⁾

| SHAREHOLDER FEES (fees paid directly from your investment) | Institutional Class |
|--|----------------------------|
| Redemption Fee (as a percentage of amount redeemed on shares held for 30 days or less, if applicable) | 2.00% |
| ANNUAL FUND OPERATING EXPENSES (expenses that you pay each year as a percentage of the value of your investment) | Institutional Class |
| Management Fees ⁽¹⁾ | 1.25% |
| Distribution (Rule 12b-1) Fees | None |
| Other Expenses | 0.38% |
| Shareholder Servicing Fees | 0.20% |
| Other Operating Expenses | 0.18% |
| Total Annual Fund Operating Expenses | 1.63% |
| Fee Waiver and/or Expense Reimbursements ⁽²⁾ | -0.43% |
| Total Annual Fund Operating Expenses after Fee Waiver and/or Expense Reimbursements | 1.20% |

⁽¹⁾ This table and the example below reflect the aggregate expenses of the Market Opportunities Fund and the Market Opportunities Portfolio. The management fees paid by the Market Opportunities Fund reflect the proportionate share of fees allocated to the Market Opportunities Fund from the Market Opportunities Portfolio. The fees and expenses of the Market Opportunities Portfolio include those incurred by any subsidiary wholly-owned and controlled by the Market Opportunities Portfolio.

⁽²⁾ Horizon Kinetics Asset Management LLC, the investment adviser to the Market Opportunities Portfolio of the Kinetics Portfolios Trust (the “Investment Adviser”), has contractually agreed to reimburse the Market Opportunities Fund the portion of the shareholder servicing fee in excess of 0.05% of average daily net assets until at least April 30, 2027. In addition, the Investment Adviser to the Market Opportunities Portfolio has agreed to waive management fees and reimburse Fund expenses so that Total Annual Fund Operating Expenses after Fee Waiver and/or Expense Reimbursements do not exceed 1.20% of the Fund’s average daily net assets, excluding acquired fund fees and expenses, taxes, brokerage commissions, extraordinary items and interest. The Fund may have to repay the Investment Adviser some of these amounts waived or reimbursed within three years if total operating expenses fall below the expense cap described above. Such repayments are subject to approval by the Board of Trustees, and amounts recaptured under the agreement, if any, are limited to the lesser of (i) the expense limitation in effect at the time of the waiver or reimbursement and (ii) the expense limitation in effect at the time of the recapture. These waivers and reimbursements are in effect until April 30, 2027, and may not be terminated without the approval of the Board.

Example. This Example is intended to help you compare the cost of investing in the Market Opportunities Fund with the cost of investing in other mutual funds. This Example assumes that you invest \$10,000 in the Market Opportunities Fund for the time periods indicated and then redeem all of your shares at the end of these periods. The Example also assumes that your investment has a 5% return each year and that the Market Opportunities Fund’s operating expenses remain the same (taking into account the expense limitations only in the first year). Although your actual costs may be higher or lower, based on these assumptions your cost for the Market Opportunities Fund would be:

| | 1 Year | 3 Years | 5 Years | 10 Years |
|----------------------------|---------------|----------------|----------------|-----------------|
| Institutional Class | \$122 | \$472 | \$846 | \$1,897 |

Portfolio Turnover. The Market Opportunities Portfolio pays transaction costs, such as commissions, when it buys and sells securities (or “turns over” its portfolio). A higher portfolio turnover rate may indicate higher transaction costs and may result in higher taxes when Fund shares are held in a taxable account. These costs, which are not reflected in annual fund operating expenses or in the Example, affect the Market Opportunities Portfolio’s, and therefore the Market Opportunities Fund’s, performance. During the most recent fiscal year, the Market Opportunities Portfolio’s portfolio turnover rate was 4% of the average value of its portfolio.

Principal Investment Strategy

The Market Opportunities Fund is a non-diversified fund that invests all of its investable assets in the Market Opportunities Portfolio, a series of Kinetics Portfolios Trust. Under normal circumstances, the Market Opportunities Portfolio invests at least 65% of its net assets in common stocks, convertible securities, warrants and other equity securities having the characteristics of common stocks (such as American Depositary Receipts (“ADRs”), Global Depositary Receipts (“GDRs”) and International Depositary Receipts (“IDRs”)) of U.S. and foreign companies involved in capital markets or related to capital markets, as well as companies involved in the gaming industry. Capital market companies include companies that are engaged in or derive a substantial portion of their revenue from activities with a publicly traded securities exchange, such as equity exchanges and commodity exchanges, including but not limited to clearing firms and brokerage houses. The Market Opportunities Portfolio may also invest in exchange-traded funds (“ETFs”) and purchase and write options for hedging purposes and/or direct investment.

The Market Opportunities Portfolio may invest up to 20% of its total assets in convertible and non-convertible debt securities rated below investment grade, also known as junk bonds, or unrated securities that the Investment Adviser has determined to be of comparable quality.

The Market Opportunities Portfolio securities will be selected by the Investment Adviser from companies that are engaged in public exchanges, derivative exchanges, and capital markets; companies that experience operational scale from increased volume such as investment banks, credit card processing companies, electronic payment companies and companies in the gaming industry; and from companies that act as facilitators such as publicly traded expressways, airports, roads and railways. Companies that experience operational scale from increased volume are similar to capital markets companies because they have greater fixed costs than variable costs, operating margins that rise once fixed costs are covered, and an ability to generate higher operating margins once fixed costs are covered (referred to as operating leverage). High operating leverage describes a company’s ability to experience rising profit margins as revenues increase. These companies may be large, medium or small in size if, in the Investment Adviser’s opinion, these companies meet the Market Opportunities Portfolio’s investment criteria. The Investment Adviser seeks to invest in companies with high operating leverage

that can expand capacity with negligible or limited associated costs. Generally, high returns on equity, long product life cycles, high barriers to entry and certain degrees of financial gearing are necessary for this. Financial gearing occurs with the use of loans and debt in companies where it is necessary to build capacity and infrastructure before operations can begin. Additionally, the Market Opportunities Portfolio may participate in securities lending arrangements up to 33-1/3% of the securities in its portfolio with brokers, dealers, and financial institutions (but not individuals) in order to increase the return on its portfolio.

The Market Opportunities Portfolio invests indirectly in bitcoin through the Grayscale Bitcoin Trust and through other pooled investment vehicles that provide exposure to crypto assets. Certain of these investment vehicles, including the Grayscale Bitcoin Trust, are not registered under the 1940 Act and do not receive the protections of the 1940 Act. **The Market Opportunities Portfolio will not invest directly in bitcoin or other crypto assets.** The Grayscale Bitcoin Trust is a Bitcoin ETF and enables investors to gain exposure to bitcoin in the form of a security while avoiding the challenges of buying, storing, and safekeeping bitcoin, directly. Bitcoin is a type of crypto asset that is not issued by a government, bank or central organization. Bitcoin exists on the Bitcoin Network that hosts the Bitcoin Blockchain. Bitcoin has no physical existence and exists solely through the record of bitcoin transactions on the Bitcoin Blockchain. The Grayscale Bitcoin Trust invests principally in bitcoin. **The Market Opportunities Portfolio held 10.83% of its net assets in the Grayscale Bitcoin Trust as of March 31, 2026.** The Market Opportunities Portfolio may also invest in other pooled investment vehicles that provide exposure to the spot price of crypto assets. For example, the Market Opportunities Portfolio may invest in the Grayscale Bitcoin Mini Trust ETF, the Grayscale Litecoin Trust and the Grayscale Ethereum Classic Trust.

The Market Opportunities Portfolio contributed a portion of its holdings in the Grayscale Bitcoin Trust to a wholly-owned and controlled subsidiary organized under the laws of the Cayman Islands (the “Cayman Subsidiary”).

The Market Opportunities Portfolio is also the sole shareholder of a wholly owned subsidiary organized under Delaware law (the “Delaware Subsidiary”). The Market Opportunities Portfolio contributed a portion of its holdings in the Grayscale Bitcoin Trust to the Delaware Subsidiary. Any net gains that the Delaware Subsidiary recognizes on future sales of the contributed Grayscale Bitcoin Trust shares will be subject to federal and state corporate income tax, but the dividends that the Delaware Subsidiary pays to the Market Opportunities Portfolio (*i.e.*, those gains, net of the tax paid and any other expenses of the Delaware Subsidiary, such as its management and advisory fees) will be eligible to be treated as “qualified dividend income” under the Internal Revenue Code of 1986, as amended (the “Internal Revenue Code”). The Delaware Subsidiary and the Cayman Subsidiary are each referred to herein as a “Subsidiary” and collectively as “Subsidiaries.” Additional information regarding the tax treatment of the Fund is provided in the “Taxes” section of the SAI.

In the future, the Market Opportunities Portfolio may seek to gain additional exposure to the Grayscale Bitcoin Trust that may not produce qualifying income for the Market Opportunities Fund under the Internal Revenue Code if held directly. The Market Opportunities Portfolio will not make any additional investments in the Grayscale Bitcoin Trust if as a result of such investment, its aggregate investment in the Grayscale Bitcoin Trust, either directly or through a Subsidiary, would be more than 15% of its assets at the time of the investment. However, the Portfolio’s investment in the Grayscale Bitcoin Trust may, at times, exceed 15% of its net assets, due to appreciation.

Each Subsidiary invests primarily in the Grayscale Bitcoin Trust. The Market Opportunities Portfolio will invest in its Subsidiaries in a manner that is consistent with the limitations of the federal tax laws, rules and regulations that apply to the Market Opportunities Fund as a “regulated investment company” (“RIC”) under Subchapter M of Subtitle A, Chapter 1, of the Internal Revenue Code (“Subchapter M”). However, the Market Opportunities Portfolio and each Subsidiary comply with the same fundamental investment restrictions on an aggregate basis, to the extent those restrictions are applicable to the investment activities of each Subsidiary. Each Subsidiary also complies with Section 17 of the 1940 Act relating to affiliated transactions and custody, and the Investment Adviser complies with Section 15 of the 1940 Act, relating to investment advisory contracts with respect to the Subsidiaries. Unlike the Market Opportunities Fund, each Subsidiary does not, and will not, seek to qualify as a RIC. The Market Opportunities Portfolio is the sole shareholder of each Subsidiary and does not expect shares of the Subsidiaries to be offered or sold to other investors. The Subsidiaries include entities that engage in investment activities in securities or other assets that are primarily controlled by the Market Opportunities Portfolio. The Market Opportunities Portfolio does not intend to create or acquire primary control of any entity which primarily engages in investment activities in securities or other assets other than entities wholly-owned by the Market Opportunities Portfolio.

Sell decisions are generally triggered by either adequate value being achieved, as determined by the Investment Adviser, or by an adverse change in a company’s operating performance or a deterioration of the company’s business model. A sell trigger may also occur if the Investment Adviser discovers a new investment opportunity that it believes is more compelling and represents a greater risk reward profile than other investment(s) held by the Market Opportunities Portfolio.

The Market Opportunities Portfolio may maintain during a temporary period, which could be for a short period or a longer period lasting several years or more, of abnormal conditions, a significant portion of its total assets in cash and securities, generally considered to be cash and cash equivalents, including, but not limited to: high quality, U.S. short-term debt securities and money market instruments. The Investment Adviser will invest in such short-term cash positions to the extent that the Investment Adviser is unable to find sufficient investments meeting its criteria and when the Investment Adviser believes the purchase of additional equity securities would not further the investment objective of the Market Opportunities Portfolio during such periods of time. Additionally, to respond to adverse market, economic, political or other conditions, which may persist for short or long periods of time, the Market Opportunities Portfolio may invest up to 100% of its assets in the types of high quality, U.S. short-term debt securities and money market instruments described above.

If the market advances during periods when the Market Opportunities Portfolio is holding a large cash position, the Portfolio may not participate as much as it would have if it had been more fully invested in securities. In the aforementioned temporary defensive periods, the Investment Adviser believes that an additional amount of liquidity in the Market Opportunities Portfolio is desirable both to meet operating requirements and to take advantage of new investment opportunities. When the Market Opportunities Portfolio holds a significant portion of assets in cash and cash equivalents, it may not meet its investment objective.

The Market Opportunities Portfolio held 47.77% of its net assets in the Texas Pacific Land Corporation (the “Land Corporation”) as of March 31, 2026. The Land Corporation is a corporation organized under the laws of the state of New York. One of the largest land owners in Texas, the Land Corporation derives most of its income from oil and gas royalty revenue, land easements and water royalties and sales. The Land Corporation has historically operated with minimal operating expenses, little to no debt and utilized cash flow to return capital to unitholders through share repurchases and

dividends. While the Land Corporation has held the majority of its assets since its formation in 1888, the development of energy resources subject to its royalty interests and related land use have experienced rapid growth in recent years due to advances in energy exploration and extraction technologies.

Principal Investment Risks

Investing in common stocks has inherent risks that could cause you to lose money. The principal risks of investing in the Market Opportunities Fund, and indirectly the Market Opportunities Portfolio, are listed below and could adversely affect the net asset value (“NAV”), total return and the value of the Market Opportunities Fund, Market Opportunities Portfolio and your investment. The risks are prioritized by order of importance. Each risk summarized below is considered a principal risk of investing in the Market Opportunities Fund, and indirectly the Market Opportunities Portfolio, regardless of the order in which it appears. Different risks may be more significant at different times depending on market conditions or other factors.

- ▶ *Single Security Concentration Risk:* Holding a large portion of its net assets in a single security or issuer exposes the Portfolio to various risks relating to that security or issuer and to the market volatility of that specific security or issuer if the security or issuer performs worse than the market as a whole, which could adversely affect the Fund’s performance.
- ▶ *Non-Diversification Risks:* Holding a large portion of its net assets in a small number of issuers exposes the Portfolio to various risks relating to those issuers. A change in the value of any one investment may affect the overall value of the Market Opportunities Portfolio’s shares, and therefore the Market Opportunities Fund’s shares, more than shares of a diversified mutual fund that holds more investments.
- ▶ *Petroleum and Gas Sector Risk:* The profitability of companies in the oil and gas industry is related to worldwide energy prices, exploration costs and production spending. Companies in the oil and gas industry may be at risk for environmental damage claims and other types of litigation. Companies in the oil and gas industry may be adversely affected by: natural disasters or other catastrophes; changes in exchange rates or interest rates; prices for competitive energy services; economic conditions; tax treatment or government regulation; government intervention; negative public perception; or unfavorable events in the regions where companies operate (e.g., expropriation, nationalization, confiscation of assets and property, imposition of restrictions on foreign investments or repatriation of capital, military coups, social or political unrest, violence or labor unrest). Companies in the oil and gas industry may have significant capital investments in, or engage in transactions involving, emerging market countries, which may heighten these risks.
- ▶ *Crypto Asset Exposure Risk:* Crypto assets (also referred to as “virtual currencies” and “digital currencies”) are digital assets designed to act as a medium of exchange. Although crypto assets are an emerging asset class, they are not presently widely accepted as a medium of exchange. There are thousands of crypto assets, the most well-known of which is bitcoin.

Bitcoin or BTC was the first decentralized crypto asset. Bitcoin is a type of crypto asset that is not issued by a government, bank or central organization. Bitcoin exists on an online, peer-to-peer computer network that hosts the Bitcoin Blockchain. Bitcoin has no physical existence and exists solely through the record of bitcoin transactions on the Bitcoin Blockchain. The Bitcoin Network allows people to exchange tokens of value, bitcoins, which are recorded on a public transaction ledger known as a Blockchain. The Fund may invest indirectly in bitcoin through the Grayscale Bitcoin Trust and through other pooled investment vehicles that provide exposure to crypto assets. Grayscale

Bitcoin Trust is a Bitcoin ETF that enables investors to gain exposure to bitcoin in the form of a security while avoiding the challenges of buying, storing, and safekeeping bitcoin, directly.

In addition to the general risks of investing in other investment vehicles, the value of the Market Opportunities Portfolio's indirect investments in crypto assets are subject to fluctuations in the value of the crypto asset, which can be highly volatile. The value of crypto assets is determined by the supply and demand for crypto assets in the global market for the trading of crypto assets, which consists primarily of transactions on crypto asset trading platforms. The value of crypto assets has been, and may continue to be, substantially dependent on speculation, such that trading and investing in crypto assets generally may not be based on fundamental analysis. The Market Opportunities Portfolio's exposure to crypto assets can result in substantial losses to the Market Opportunities Fund.

Crypto assets facilitate decentralized, peer-to-peer financial exchange and value storage, without the oversight of a central authority or banks. The value of crypto assets are not backed by any government, corporation, or other identified body. Crypto assets are also susceptible to theft, loss and destruction.

Crypto assets trade on crypto asset trading platforms, which are largely unregulated and may therefore be more exposed to fraud and failure than established, regulated exchanges for securities, derivatives and other currencies. These crypto asset trading platforms can cease operating temporarily or even permanently, resulting in the potential loss of users' crypto assets or other market disruptions. Crypto asset trading platforms may be more exposed to the risk of market manipulation than exchanges for more traditional assets. Individuals or organizations holding a large amount of crypto assets in which the Market Opportunities Portfolio may invest indirectly (also known as "whales") may have the ability to manipulate the prices of those crypto assets. Crypto asset trading platforms on which crypto assets are traded are or may become subject to enforcement actions by regulatory authorities. Crypto asset trading platforms that are regulated typically must comply with minimum net worth, cybersecurity, and anti-money laundering requirements, but are not typically required to protect customers or their markets to the same extent that regulated securities exchanges or futures exchanges are required to do so. Furthermore, crypto asset trading platforms may be operating out of compliance with regulations, and many crypto asset trading platforms lack certain safeguards established by more traditional exchanges to enhance the stability of trading on the exchange, such as measures designed to prevent sudden drops in value of items traded on the exchange (*i.e.*, "flash crashes"). As a result, the prices of crypto assets on crypto asset trading platforms may be subject to larger and more frequent sudden declines than assets traded on more traditional exchanges.

Currently, there is relatively limited use of crypto assets in the retail and commercial marketplace, which contributes to price volatility. A lack of expansion by crypto assets into retail and commercial markets, or a contraction of such use, may result in increased volatility or a reduction in the value of crypto assets, either of which could adversely impact the value of the Market Opportunities Portfolio's investment. In addition, to the extent market participants develop a preference for one crypto asset over another, the value of the less preferred crypto assets would likely be adversely affected. Crypto assets are a new technological innovation with a limited history; it is a highly speculative asset and future regulatory actions or policies may limit, perhaps to a materially adverse extent, the value of the Market Opportunities Portfolio's indirect investment in crypto assets and the ability to exchange a crypto asset or utilize it for payments.

- ▶ *Crypto Asset Industry Risk:* The crypto asset industry is a newer, speculative, and still-developing industry that faces many risks. The crypto asset industry may still be experiencing a bubble or may

experience a bubble again in the future. For example, in the first half of 2022, each of Celsius Network, Voyager Digital Ltd., and Three Arrows Capital declared bankruptcy, resulting in a loss of confidence in participants of the digital asset ecosystem and negative publicity surrounding digital assets more broadly. In November 2022, FTX Trading Ltd. (“FTX”), one of the largest digital asset platforms by volume at the time, halted customer withdrawals amid rumors of the company’s liquidity issues and likely insolvency, which were subsequently corroborated by its CEO. Shortly thereafter, FTX’s CEO resigned and FTX and many of its affiliates filed for bankruptcy in the United States, while other affiliates have entered insolvency, liquidation, or similar proceedings around the globe, following which the U.S. Department of Justice brought criminal fraud and other charges, and the Securities and Exchange Commission (“SEC”) and Commodity Futures Trading Commission (“CFTC”) brought civil securities and commodities fraud charges, against certain of FTX’s and its affiliates’ senior executives, including its former CEO. In addition, several other entities in the crypto asset industry filed for bankruptcy following FTX’s bankruptcy filing, such as BlockFi Inc. and Genesis Global Capital, LLC. In response to these events, the prices of crypto assets experienced extreme volatility and other entities in the crypto asset industry have been negatively affected. It is possible that similar events could occur in the future, which would undermine confidence in the crypto asset industry and negatively affect the value of crypto assets. It is not possible to predict at this time all of the risks that they may pose to the Market Opportunities Portfolio, and therefore the Market Opportunities Fund, its service providers or to the crypto asset industry as a whole.

Factors affecting the further development of crypto assets include, but are not limited to, continued worldwide growth or possible cessation or reversal in the adoption and use of crypto assets and other digital assets; government and quasi-government regulation or restrictions on or regulation of access to and operation of digital asset networks; changes in consumer demographics and public preferences; maintenance and development of open-source software protocol; availability and popularity of other forms or methods of buying and selling goods and services; the use of the networks supporting digital assets, such as those for developing smart contracts and distributed applications; general economic conditions and the regulatory environment relating to digital assets; negative consumer or public perception; and general risks tied to the use of information technologies, including cyber risks. A hack or failure of one crypto asset may lead to a loss in confidence in, and thus decreased usage and/or value of, other crypto assets.

- *Crypto Asset Regulatory Risk:* Crypto asset markets in the U.S. exist in a state of regulatory uncertainty. Regulatory changes or actions by Congress as well as U.S. federal or state agencies may adversely affect the value of the Market Opportunities Portfolio’s indirect investments in crypto assets. As digital assets have grown in both popularity and market size, a number of state and federal agencies have issued consumer advisories regarding the risks posed by digital assets to investors. In addition, the Securities and Exchange Commission, U.S. state securities regulators and several foreign governments have issued warnings and instituted legal proceedings in which they argue that certain digital assets may be classified as securities and that both those digital assets and any related initial coin offerings are subject to securities regulations. Additionally, U.S. state and federal, and foreign regulators and legislatures have taken action against virtual currency businesses or enacted restrictive regimes in response to adverse publicity arising from hacks, consumer harm, or criminal activity stemming from virtual currency activity.

The Market Opportunities Portfolio’s exposure to crypto assets may change over time and, accordingly, such exposure may not be represented in the Market Opportunities Portfolio’s portfolio at any given time. Many significant aspects of the tax treatment of investments in crypto assets are uncertain, and a direct or indirect investment in crypto assets may produce non-qualifying income.

- ▶ *Sector Concentration Risk:* Although the Market Opportunities Portfolio will not concentrate its investments in any industries, the Market Opportunities Portfolio may, at certain times, have concentrations in one or more sectors which may cause the Portfolio to be more sensitive to economic changes or events occurring in those sectors, and the Portfolio's investments may be more volatile. **As of December 31, 2025, the Portfolio had 35.1% invested in the Utilities sector.**
- ▶ *Sector Emphasis Risks:* The Market Opportunities Portfolio's investments in the capital markets sector subjects it to the risks affecting that sector more than would a fund that invests in a wide variety of market sectors. For instance, companies in the capital markets sector may be adversely affected by changes in economic conditions as well as legislative initiatives, all of which may impact the profitability of companies in this sector. The Market Opportunities Portfolio's investments in the gaming sector may be adversely affected by changes in economic conditions. The casino industry is particularly susceptible to economic conditions that negatively affect tourism. Casino and gaming companies are highly competitive, and new products, casino concepts and venues are competitive challenges to existing companies. In addition, gaming and related companies are highly regulated, and state and federal legislative changes can significantly impact profitability in those sectors.
- ▶ *Market Risks:* Mutual funds are subject to market risks and significant fluctuations in value. If the market declines in value, the Market Opportunities Portfolio is likely to decline in value and you could lose money on your investment. Natural disasters, public health emergencies (including epidemics and pandemics), geopolitical events, tariffs and trading disruptions, terrorism and other global unforeseeable events may lead to instability in world economies and markets, market volatility and may have adverse long-term effects. Advancements in technology may adversely impact markets and the overall performance of the Fund. For example, as artificial intelligence is used more widely, the profitability and growth of Portfolio holdings may be impacted, which could significantly impact the overall performance of the Fund.
- ▶ *Stock Selection Risks:* The portfolio securities selected by the Investment Adviser may decline in value or not increase in value when the stock market in general is rising and may fail to meet the Market Opportunities Portfolio's, and therefore the Market Opportunities Fund's, investment objective.
- ▶ *Management Risks:* There is no guarantee that the Market Opportunities Fund will meet its investment objective. The Investment Adviser does not guarantee the performance of the Market Opportunities Fund, nor can it assure you that the market value of your investment will not decline.
- ▶ *Tax Risks:* In order to qualify as a RIC, the Market Opportunities Fund must meet certain requirements regarding the source of its income, the diversification of its assets and the distribution of its income. Under the test regarding the source of a RIC's income, at least 90% of the gross income of the RIC each year must be qualifying income, which consists of dividends, interest, gains on investments in securities and certain other categories of investment income. It appears to be the position of the Internal Revenue Service (the "IRS") that gain realized on bitcoin investments such as investments in the Grayscale Bitcoin Trust will not be qualifying income. The Market Opportunities Portfolio's investment in each Subsidiary is expected to provide the Market Opportunities Fund with exposure to such bitcoin investments within the limitations of the Internal Revenue Code for qualification as a RIC because, under applicable tax rules, the earnings of each Subsidiary will be qualifying income for the RIC when distributed by the Subsidiary even though the income would not be qualifying income if earned directly by the RIC or directly by an entity classified as a partnership for federal income tax purposes, such as the Market Opportunities Portfolio, in which the RIC invests. There is a risk, however, that the IRS might assert that the income derived from the Market Opportunities Portfolio's investment in a Subsidiary will not be considered qualifying income. If the

Market Opportunities Fund were to fail to qualify as a RIC and became subject to federal income tax, shareholders of the Market Opportunities Fund would be subject to diminished returns. Additionally, the Market Opportunities Fund invests, directly and indirectly, in entities that take the position that they are not subject to entity-level tax. If any such entity is reclassified as a corporation for U.S. federal income tax purposes, shareholders of the Market Opportunities Fund would be subject to diminished returns. Changes in the laws of the United States, Delaware and/or the Cayman Islands could result in the inability of the Market Opportunities Portfolio and/or its Subsidiaries to operate as described in this Prospectus and could adversely affect the Market Opportunities Fund. For example, the Cayman Islands does not currently impose any income, corporate or capital gains tax or withholding tax on the Cayman Subsidiary. If Cayman Islands law changes such that the Cayman Subsidiary must pay Cayman Islands taxes, Market Opportunities Fund shareholders would likely suffer decreased investment returns.

- ▶ *Subsidiary Risks:* By investing in its Subsidiaries, the Market Opportunities Portfolio is indirectly exposed to the risks associated with each Subsidiary's investments. Those investments held by the Subsidiaries are generally similar to the investments that are permitted to be held by the Market Opportunities Portfolio and are subject to the same risks that would apply to similar investments if held directly by the Market Opportunities Portfolio. Each Subsidiary is not registered under the 1940 Act and, unless otherwise noted in this Prospectus, is not subject to all the investor protections of the 1940 Act. In addition, changes in the laws of the United States, Delaware and/or the Cayman Islands could result in the inability of the Market Opportunities Portfolio and/or its Subsidiaries to continue to operate and could adversely affect the Market Opportunities Fund's performance.
- ▶ *Volatility Risk:* The Portfolio may have investments, including but not limited to bitcoin, that appreciate or depreciate significantly in value over short periods of time. This may cause the Portfolio's net asset value per share to experience significant increases or declines in value over short periods of time.
- ▶ *Foreign Securities Risks:* Investing in foreign securities directly or indirectly (e.g., through ADRs, GDRs and IDRs) can carry higher returns but involve more risks than those associated with U.S. investments. Additional risks associated with investment in foreign securities include currency fluctuations, political and economic instability, tariffs and trading disruptions, less publicly available information, differences in financial reporting standards and less stringent regulation of securities markets. Foreign securities in which the Portfolio invests may be traded in markets that close before the time that the Portfolio calculates its NAV. Furthermore, certain foreign securities in which the Portfolio invests may be listed on foreign exchanges that trade on weekends or other days when the Portfolio does not calculate its NAV. As a result, the value of the Portfolio's holdings may change on days when shareholders are not able to purchase or redeem the Market Opportunities Fund's shares.
- ▶ *Liquidity Risks:* The Investment Adviser may not be able to sell portfolio securities at an optimal time or price. The Portfolio's significant investment in a single position, makes the Portfolio especially susceptible to the risk that during certain periods the liquidity of the single position will decrease or disappear suddenly and without warning as a result of adverse market or political events, or adverse investor perceptions.
- ▶ *Exchange-Traded Funds (ETFs) Risks:* ETFs are registered investment companies whose shares are listed and traded on U.S. stock exchanges or otherwise traded in the over-the-counter market. In general, passively-managed ETFs seek to track a specified securities index or a basket of securities that an "index provider," such as S&P Global, selects as representative of a market, market segment or industry sector. A passively-managed ETF is designed so that its performance will correspond closely with that of the index it tracks. Actively-managed ETFs may not meet their investment

objective based on an ETF's investment adviser success or failure to implement strategies for the ETF and/or the investment adviser's ability to control the ETF's level of risk. A leveraged ETF will engage in transactions and purchase instruments that give rise to forms of leverage, including, among others, the use of reverse repurchase agreements and other borrowings, the investment of collateral from loans of portfolio securities, the use of when issued, delayed-delivery or forward commitment transactions or short sales. To the extent a fund invests in ETFs that achieve leveraged exposure to their underlying indexes through the use of derivative instruments, the fund will indirectly be subject to leveraging risk. As a shareholder in an ETF, the Market Opportunities Portfolio will bear its pro rata portion of an ETF's expenses, including advisory fees, in addition to its own expenses. The existence of extreme market volatility or potential lack of an active trading market for an ETF's shares could result in such shares trading at a significant premium or discount to their NAV.

- ▶ *Small and Medium-Size Company Risks:* The Market Opportunities Portfolio may invest in the equity securities of small and medium-size companies. Small and medium-size companies often have narrower markets and more limited managerial and financial resources than do larger, more established companies. As a result, their performance can be more volatile and they face a greater risk of business failure, which could increase the volatility of the Market Opportunities Portfolio's assets.
- ▶ *Valuation Risk:* The sales price the Portfolio could receive for any particular portfolio investment may differ from the Portfolio's valuation of the investment, particularly for securities or other investments, such as bitcoin, that trade in thin or volatile markets or that are valued using a fair value methodology. Valuation may be more difficult in times of market turmoil since many investors and market makers may be reluctant to purchase complex instruments or quote prices for them. Fair valuation of the Portfolio's investments involves subjective judgment. The Portfolio's ability to value its investments may be impacted by technological issues and/or errors by pricing services or other third-party service providers. Shares of the Grayscale Bitcoin Trust are intended to reflect the price of bitcoin assets, less fees and expenses, and shares of the Grayscale Bitcoin Trust have historically traded, and may continue to trade, at a significant discount or premium to net asset value. As such, the price of the Grayscale Bitcoin Trust may go down even if the price of the underlying asset, bitcoin, remains unchanged. Additionally, shares that trade at a premium mean that an investor who purchases \$1 of a portfolio will actually own less than \$1 in assets.
- ▶ *Interest Rate Risk:* The risk that when interest rates increase, fixed-income securities held by the Market Opportunities Portfolio will decline in value. Long-term fixed-income securities will normally have more price volatility because of this risk than short-term fixed-income securities. A low or negative interest rate environment could cause the Market Opportunities Portfolio's earnings to fall below the Portfolio's expense ratio, resulting in a decline in the Portfolio's share price. A general rise in interest rates may cause investors to move out of fixed income securities on a large scale, which could adversely affect the price and liquidity of fixed income securities. The risks associated with changing interest rates may have unpredictable effects on the markets and the Market Opportunities Portfolio's investments.
- ▶ *Leveraging Risks:* Investments in derivative instruments may give rise to a form of leverage. The Investment Adviser may engage in speculative transactions, which involve substantial risk and leverage. The use of leverage by the Investment Adviser may increase the volatility of the Market Opportunities Portfolio. These leveraged instruments may result in losses to the Market Opportunities Portfolio or may adversely affect the Market Opportunities Portfolio's NAV or total return, because instruments that contain leverage are more sensitive to changes in interest rates. The Market Opportunities Portfolio may also have to sell assets at inopportune times to satisfy its obligations in connection with such transactions.

- ▶ *Convertible Securities Risks:* Convertible securities are subject to the risks affecting both equity and fixed income securities, including market, credit, liquidity and interest rate risk.
- ▶ *Below Investment Grade Debt Securities Risks:* Generally, below investment grade debt securities, *i.e.*, junk bonds, are subject to greater credit risk, price volatility and risk of loss than investment grade securities. Junk bonds are considered to be speculative in nature.
- ▶ *IPO Risk:* IPO share prices can be volatile and fluctuate considerably due to factors such as the absence of a prior public market, unseasoned trading, a limited number of shares available for trading, and limited operating history and/or information about the issuer. The purchase of IPO shares may involve high transaction costs. IPO shares are subject to market risk and liquidity risk.
- ▶ *Cybersecurity Risk:* Cybersecurity incidents may allow an unauthorized party to gain access to Internet Fund assets or proprietary information, or cause the fund, the Investment Adviser, and/or other service providers (including custodians and financial intermediaries) to suffer data breaches or data corruption. Additionally, cybersecurity failures or breaches of the electronic systems of the Internet Fund, the Investment Adviser, or the Internet Fund's other service providers, or the issuers of securities in which the Internet Portfolio invests have the ability to disrupt and negatively affect the Fund's business operations, including the ability to purchase and sell fund shares, potentially resulting in financial losses to the Internet Fund and its shareholders.
- ▶ *Temporary Defensive Position Risk:* If the Internet Portfolio takes a temporary defensive position, it may invest all or a large portion of its assets in cash and/or cash equivalents. If the Internet Portfolio takes a temporary defensive position, the Internet Fund may not achieve its investment objective.

Who may want to invest?

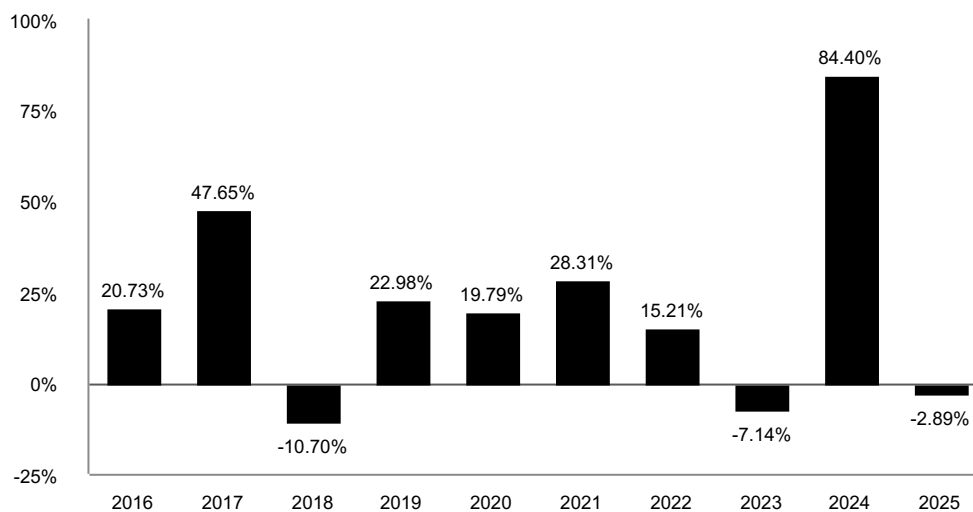
The Market Opportunities Fund may be appropriate for investors who:

- ▶ wish to invest for the long-term;
- ▶ want to diversify their portfolios;
- ▶ want to allocate some portion of their long-term investments to value equity investing;
- ▶ are willing to accept the volatility associated with equity and Bitcoin investing; and
- ▶ are comfortable with the risks described herein.

Performance

The bar chart and table shown below illustrate the variability of the Market Opportunities Fund's returns. The bar chart indicates the risks of investing in the Market Opportunities Fund by showing the changes in the Market Opportunities Fund's performance from year to year (on a calendar year basis). The table shows how the Market Opportunities Fund's average annual returns, before and after taxes, compare with those of the S&P 500[®] Index, which represents a broad measure of market performance, as well as, the MSCI EAFE Index, which is a secondary comparison benchmark. The past performance of the Market Opportunities Fund, before and after taxes, is not necessarily an indication of how the Market Opportunities Fund or the Market Opportunities Portfolio will perform in the future. Performance reflects fee waivers in effect. If fee waivers were not in place, the Market Opportunities Fund's performance would be reduced. Updated performance information is available on the Fund's website at <https://www.kineticsfunds.com> or by calling the Fund toll-free at (800) 930-3828.

**The Market Opportunities Fund – Institutional Class
Calendar Year Returns as of 12/31**



| | | |
|-----------------------|----------------|----------------|
| Best Quarter: | Q1 2021 | 45.98% |
| Worst Quarter: | Q1 2020 | -21.58% |

The Market Opportunities Fund’s after-tax returns as shown in the following table are calculated using the historical highest individual federal marginal income tax rates and do not reflect the impact of state and local taxes. Your actual after-tax returns depend on your tax situation and may differ from those shown. If you own Fund shares in a tax-deferred account, such as a 401(k) plan or an individual retirement account (“IRA”), the information on after-tax returns is not relevant to your investment.

Average Annual Total Returns as of 12/31/2025

| | 1 Year | 5 Years | 10 Years | Since Inception (May 19, 2008) |
|--|---------------|----------------|-----------------|---------------------------------------|
| The Market Opportunities Fund (KMKYX) Institutional | | | | |
| Return Before Taxes | -2.89% | 19.71% | 19.15% | 11.78% |
| Return After Taxes on Distributions | -3.09% | 19.34% | 18.56% | 11.37% |
| Return After Taxes on Distributions and Sale of Fund Shares | -1.57% | 16.00% | 16.20% | 10.07% |
| S&P 500® Index TR (reflects no deductions for fees, expenses or taxes) | 17.88% | 14.42% | 14.82% | 11.44% |
| MSCI EAFE Index (reflects no deductions for fees, expenses or taxes) | 31.22% | 8.92% | 8.18% | 4.35% |

Management

Investment Adviser. Horizon Kinetics Asset Management LLC is the Market Opportunities Portfolio’s investment adviser.

Portfolio Managers. The Market Opportunities Portfolio is managed by an investment team with Mr. Doyle, Mr. Davolos and Mr. Colavita as the Co-Portfolio Managers. Each investment team member serves as a research analyst.

| <i>Investment team member</i> | <i>Primary Title</i> | <i>Years of Service with the Fund</i> |
|--------------------------------------|-----------------------------|--|
| Peter B. Doyle | Co-Portfolio Manager | 20 |
| James Davolos | Co-Portfolio Manager | 20 |
| Brandon Colavita | Co-Portfolio Manager | 1 |
| Steven Bregman | Investment Team Member | 10 |

Purchase and Sale of Fund Shares

You may purchase, exchange or redeem Fund shares on any business day by written request via mail (Kinetics Mutual Funds – The Market Opportunities Fund, c/o U.S. Bank Global Fund Services, P.O. Box 219252, Kansas City, MO 64121-9252), by telephone at 1-800-930-3828, or through a financial intermediary. You may also purchase or redeem Fund shares by wire transfer. The minimum initial investment for both regular accounts and IRAs is \$1,000,000 (\$2,000 for Coverdell Education Savings Accounts). There is no minimum on subsequent investments for all account types.

Tax Information

Unless you are investing through a tax-deferred arrangement, such as a 401(k) or an IRA, the Fund's distributions will generally be taxable to you at ordinary income or capital gain tax rates, and you will generally recognize gain or loss when you redeem shares.

Payments to Broker-Dealers and Other Financial Intermediaries

If you purchase the Fund through a broker-dealer or other financial intermediary, the Fund and/or its Investment Adviser may pay the intermediary for the sale of Fund shares and related services. These payments may create a conflict of interest by influencing the broker-dealer or other financial intermediary and your salesperson to recommend the Fund over another investment. Ask your salesperson or visit your financial intermediary's website for more information.

ADDITIONAL INFORMATION ABOUT THE FUNDS' INVESTMENTS

THE INTERNET FUND

The Investment Adviser believes that the global economy will continue to be impacted by increased and enhanced connectivity enabled by the sustained development of the Internet. Established businesses will continue to be disrupted by this development, while some may also stand to benefit, realizing gains in efficiency, scale and speed. Newly developed companies that leverage the global Internet infrastructure are continuously emerging. Identifying the advantaged business models that are sustainable and supported by strong financial metrics warrant the Investment Adviser's investment consideration.

Internet Portfolio securities will be selected by the Investment Adviser from companies that are engaged in the development of hardware, software, infrastructure and telecommunications solutions that enable the transaction of business on the Internet by individuals and companies engaged in private and commercial use of the Internet as well as companies that offer products and services primarily via the Internet. Accordingly, the Internet Portfolio seeks to invest in the equity securities of companies whose research and development efforts may result in higher stock values. These companies may be large, medium or small in size if, in the Investment Adviser's opinion, they meet the Internet Portfolio's investment criteria. Also, such companies' core business may not be primarily Internet-related. Such companies include, but are not limited to, the following:

- ▶ *Content Developers:* Companies that supply proprietary information and entertainment content, such as games, music, video, graphics and news, on the Internet.
- ▶ *Computer Hardware:* Companies that develop and produce computer and network hardware such as modems, switchers and routers, and those that develop and manufacture workstations and personal communications systems used to access the Internet and provide Internet services.
- ▶ *Computer Software:* Companies that produce, manufacture and develop tools to access the Internet, enable Internet users to enhance the speed, integrity and storage of data on the Internet, facilitate information distribution and gathering on the Internet, and secure Internet-based transactions.
- ▶ *Venture Capital:* Companies that invest in pre-IPO and start-up stage companies with business models related to the Internet.
- ▶ *Internet Service Providers:* Companies that provide users with access to the Internet.
- ▶ *Internet Portals:* Companies that provide users with search-engine services to access various sites by category on the Internet.
- ▶ *Wireless/Broadband Access:* Companies that provide the infrastructure to enable high-speed and wireless communication of data via the Internet. Companies that concentrate on and are positioned to benefit from the shift in technology infrastructure from traditional hardware and software to cloud-based systems, including, among other companies, businesses that enable or that depend on or gain from the growing use of shared technology, artificial intelligence, infrastructure, and related services
- ▶ *E-Commerce:* Companies that derive a substantial portion of their revenue from sales of products and services conducted via the Internet.
- ▶ *Telecommunications:* Companies that are primarily engaged in the development of the telecommunications transmission lines and software technologies that enhance the reach and bandwidth of Internet users.
- ▶ *Other Companies:* Companies whose core business may not be primarily Internet-related include, but are not limited to, publishing and media companies.

The Internet Portfolio invests indirectly in bitcoin through the Grayscale Bitcoin Trust and through other pooled investment vehicles that provide exposure to crypto assets. Certain of these vehicles may not be registered under the 1940 Act and do not receive the protections of the 1940 Act. The Internet Portfolio will not invest directly in bitcoin or other crypto assets. The Grayscale Bitcoin Trust is a Bitcoin ETF that enables investors to gain exposure to bitcoin in the form of a security while avoiding the challenges of buying, storing, and safekeeping bitcoin, directly. Bitcoin is a type of crypto asset and is not issued by a government, bank or central organization. Bitcoin exists on the Bitcoin Network that hosts the Bitcoin Blockchain. Bitcoins have no physical existence and exists solely through the record of bitcoin transactions on the Bitcoin Blockchain. The Grayscale Bitcoin Trust invests principally in bitcoin.

The Internet Portfolio contributed a portion of its holdings in the Grayscale Bitcoin Trust to its wholly-owned and controlled Cayman Subsidiary.

The Internet Portfolio is also the sole shareholder of its wholly owned Delaware Subsidiary. The Internet Portfolio contributed a portion of its holdings in the Grayscale Bitcoin Trust to the Delaware Subsidiary. Any net gains that the Delaware Subsidiary recognizes on future sales of the contributed Grayscale Bitcoin Trust shares will be subject to federal and state corporate income tax, but the dividends that the Delaware Subsidiary pays to the Internet Portfolio (*i.e.*, those gains, net of the tax paid and any other expenses of the Delaware Subsidiary, such as its management and advisory fees) will be eligible to be treated as “qualified dividend income” under the Internal Revenue Code. Additional information regarding the tax treatment of the Fund is provided in the “Taxes” section of the SAI.

In the future, the Internet Portfolio may seek to gain additional exposure to the Grayscale Bitcoin Trust that may not produce qualifying income for the Internet Fund under the Internal Revenue Code if held directly. The Internet Portfolio will not make any additional investments in the Grayscale Bitcoin Trust if as a result of such investment, its aggregate investment in the Grayscale Bitcoin Trust, either directly or through a Subsidiary, would be more than 15% of its assets at the time of the investment. However, the Portfolio’s investment in the Grayscale Bitcoin Trust may, at times, exceed 15% of its net assets, due to appreciation.

Each Subsidiary invests primarily in the Grayscale Bitcoin Trust. The Internet Portfolio will invest in its Subsidiaries in a manner that is consistent with the limitations of the federal tax laws, rules and regulations that apply to the Internet Fund as a RIC under Subchapter M. However, the Internet Portfolio and each Subsidiary comply with the same fundamental investment restrictions on an aggregate basis, to the extent those restrictions are applicable to the investment activities of each Subsidiary. Each Subsidiary also complies with Section 17 of the 1940 Act relating to affiliated transactions and custody, and the Investment Adviser complies with Section 15 of the 1940 Act relating to investment advisory contracts with respect to the Subsidiaries. Unlike the Internet Fund, each Subsidiary does not, and will not, seek to qualify as a RIC. The Internet Portfolio is the sole shareholder of each Subsidiary and does not expect shares of the Subsidiaries to be offered or sold to other investors. The Subsidiaries include entities that engage in investment activities in securities or other assets that are primarily controlled by the Internet Portfolio. The Internet Portfolio does not intend to create or acquire primary control of any entity which primarily engages in investment activities in securities or other assets other than entities wholly-owned by the Internet Portfolio.

The Internet Portfolio may invest up to 20% of its assets in high quality, U.S. short-term debt securities and money market instruments to maintain liquidity. Some of these short-term instruments include commercial paper, certificates of deposit, demand and time deposits and banker’s acceptances, U.S. government securities (*i.e.*, U.S. Treasury obligations) and repurchase agreements.

Temporary and Defensive Cash and Cash Equivalent Holdings

The Internet Portfolio may maintain during a temporary period, which could be for a short period or a longer period lasting several years or more, of abnormal conditions, a significant portion of its total assets in cash and securities, generally considered to be cash and cash equivalents, including, but not limited to: high quality, U.S. short-term debt securities and money market instruments, as described above. The Investment Adviser will invest in such short-term cash positions to the extent that the Investment Adviser is unable to find sufficient investments meeting its criteria and when the Investment Adviser believes the purchase of additional equity securities would not further the investment objective of the Internet Portfolio during such periods of time. Additionally, to respond to adverse market, economic, political or other conditions, which may persist for short or long periods of time, the Internet Portfolio may invest up to 100% of its assets in the types of high quality, U.S. short-term debt securities and money market instruments described above.

If the market advances during periods when the Internet Portfolio is holding a large cash position, the Portfolio may not participate as much as it would have if it had been more fully invested in securities. In the aforementioned temporary defensive periods, the Investment Adviser believes that an additional amount of liquidity in the Internet Portfolio is desirable both to meet operating requirements and to take advantage of new investment opportunities. When the Internet Portfolio holds a significant portion of assets in cash and cash equivalents, it may not meet its investment objective.

Fund Structure

The Internet Portfolio has an investment objective identical to that of the Internet Fund. The Internet Fund may withdraw its investment from the Internet Portfolio at any time if the Board of Directors of the Company determines that it is in the best interests of the Internet Fund to do so. Upon any such withdrawal, the Directors will consider what action might be taken, including investing all of the Internet Fund's investable assets in another pooled investment entity having substantially the same objective and strategies as the Internet Fund or retaining an investment adviser, including the current Investment Adviser, to manage the Internet Fund's assets directly.

THE GLOBAL FUND

The Global Portfolio securities selected by the Investment Adviser generally will be those of foreign companies that have the ability to facilitate an increase in the growth of their traditional business lines and those of U.S. companies that benefit from international economic growth. An increase in growth may occur by entry into new distribution channels, through an ability to leverage brand identity, and by improvement in the underlying cost/profitability dynamics of the business. Accordingly, the Global Portfolio seeks to invest in the equity securities of companies whose research and development efforts may result in higher stock values. These companies may be large, medium or small in size if, in the Investment Adviser's opinion, the companies meet the Global Portfolio's investment criteria. Such companies include, but are not limited to, the following:

- ▶ *Infrastructure:* Companies that hold equity stakes in or are involved in building, owning or operating infrastructure assets including electric generation and transmission, airports, toll roads, railways, ports, etc.
- ▶ *Energy:* Companies that explore for, finance, produce, market or distribute energy-oriented products and services, including oil and natural gas, coal and alternate energy sources.
- ▶ *Utilities:* Companies and industries such as gas, electric and telephone.

- ▶ *Financial Services:* Companies that engage in financial service transactions such as banking, credit cards and investment services.
- ▶ *Real Estate Development:* Companies that provide commercial real estate property and services.
- ▶ *Business Services:* Companies that provide business-to-business products and services.
- ▶ *Healthcare:* Companies and industries such as pharmaceuticals, healthcare services, contracting services, hospitals, medical devices, medical equipment, etc.
- ▶ *Media:* Companies that provide print, broadcast, cable, satellite and web-based information and entertainment content.
- ▶ *Travel & Leisure:* Companies that provide transportation and recreational services.
- ▶ *Retailers:* Companies that sell retail products and services through traditional stores, catalogues, telemarketing, and web-sites.

The Global Portfolio invests indirectly in bitcoin through the Grayscale Bitcoin Trust and through other pooled investment vehicles that provide exposure to crypto assets. Certain of these vehicles may not be registered under the 1940 Act and do not receive the protections of the 1940 Act. The Global Portfolio will not invest directly in bitcoin or other crypto assets. The Grayscale Bitcoin Trust is a Bitcoin ETF that enables investors to gain exposure to bitcoin in the form of a security while avoiding the challenges of buying, storing, and safekeeping bitcoin, directly. Bitcoin is a type of crypto asset and is not issued by a government, bank or central organization. Bitcoin exists on the Bitcoin Network that hosts the Bitcoin Blockchain. Bitcoin has no physical existence and exists solely through the record of bitcoin transactions on the Bitcoin Blockchain. The Grayscale Bitcoin Trust invests principally in bitcoin. The Global Portfolio may also invest in other pooled investment vehicles that provide exposure to the spot price of crypto assets. For example, the Global Portfolio may invest in the Grayscale Bitcoin Mini Trust ETF and the Grayscale Ethereum Classic Trust.

The Global Portfolio contributed a portion of its holdings in the Grayscale Bitcoin Trust to its wholly-owned and controlled Cayman Subsidiary.

The Global Portfolio is also the sole shareholder of a wholly owned Delaware Subsidiary. The Global Portfolio contributed a portion of its holdings in the Grayscale Bitcoin Trust to the Delaware Subsidiary. Any net gains that the Delaware Subsidiary recognizes on future sales of the contributed Grayscale Bitcoin Trust shares will be subject to federal and state corporate income tax, but the dividends that the Delaware Subsidiary pays to the Global Portfolio (*i.e.*, those gains, net of the tax paid and any other expenses of the Delaware Subsidiary, such as its management and advisory fees) will be eligible to be treated as “qualified dividend income” under the Internal Revenue Code. Additional information regarding the tax treatment of the Fund is provided in the “Taxes” section of the SAI.

In the future, the Global Portfolio may seek to gain additional exposure to the Grayscale Bitcoin Trust that may not produce qualifying income for the Global Fund under the Internal Revenue Code if held directly. The Global Portfolio will not make any additional investments in the Grayscale Bitcoin Trust if as a result of such investment, its aggregate investment in the Grayscale Bitcoin Trust, either directly or through a Subsidiary, would be more than 15% of its assets at the time of the investment. However, the Portfolio’s investment in the Grayscale Bitcoin Trust may, at times, exceed 15% of its net assets, due to appreciation.

Each Subsidiary invests primarily in the Grayscale Bitcoin Trust. The Global Portfolio will invest in its Subsidiaries in a manner that is consistent with the limitations of the federal tax laws, rules and

regulations that apply to the Global Fund as a RIC under Subchapter M. However, the Global Portfolio and each Subsidiary comply with the same fundamental investment restrictions on an aggregate basis, to the extent those restrictions are applicable to the investment activities of each Subsidiary. Each Subsidiary also complies with Section 17 of the 1940 Act relating to affiliated transactions and custody, and the Investment Adviser complies with Section 15 of the 1940 Act relating to investment advisory contracts with respect to the Subsidiaries. Unlike the Global Fund, each Subsidiary does not, and will not, seek to qualify as a RIC. The Global Portfolio is the sole shareholder of each Subsidiary and does not expect shares of the Subsidiaries to be offered or sold to other investors. The Subsidiaries include entities that engage in investment activities in securities or other assets that are primarily controlled by the Global Portfolio. The Global Portfolio does not intend to create or acquire primary control of any entity which primarily engages in investment activities in securities or other assets other than entities wholly-owned by the Global Portfolio.

The Global Portfolio may also invest in participatory notes. Participatory notes (commonly known as “P-notes”) are derivative instruments used by investors to take positions in certain foreign securities. P-notes are generally issued by the associates of foreign-based foreign brokerages and domestic institutional brokerages. P-notes represent interests in securities listed on certain foreign exchanges, and thus present similar risks to investing directly in such securities. P-notes also expose investors to counterparty risk, which is the risk that the entity issuing the note may not be able to honor its financial commitments.

Temporary and Defensive Cash and Cash Equivalent Holdings

The Global Portfolio may maintain during a temporary period, which could be for a short period or a longer period lasting several years or more, of abnormal conditions, a significant portion of its total assets in cash and securities, generally considered to be cash and cash equivalents, including, but not limited to: high quality, U.S. short-term debt securities and money market instruments, as described above. The Investment Adviser will invest in such short-term cash positions to the extent that the Investment Adviser is unable to find sufficient investments meeting its criteria and when the Investment Adviser believes the purchase of additional equity securities would not further the investment objective of the Global Portfolio during such periods of time. Additionally, to respond to adverse market, economic, political or other conditions, which may persist for short or long periods of time, the Global Portfolio may invest up to 100% of its assets in the types of high quality, U.S. short-term debt securities and money market instruments described above.

If the market advances during periods when the Global Portfolio is holding a large cash position, the Portfolio may not participate as much as it would have if it had been more fully invested in securities. In the aforementioned temporary defensive periods, the Investment Adviser believes that an additional amount of liquidity in the Global Portfolio is desirable both to meet operating requirements and to take advantage of new investment opportunities. When the Global Portfolio holds a significant portion of assets in cash and cash equivalents, it may not meet its investment objective.

Fund Structure

The Global Portfolio has an investment objective identical to that of the Global Fund. The Global Fund may withdraw its investment from the Global Portfolio at any time if the Board of Directors of the Company determines that it is in the best interests of the Global Fund to do so. Upon any such withdrawal, the Directors will consider what action might be taken, including investing all of the Global Fund’s investable assets in another pooled investment entity having substantially the same objective and

strategies as the Global Fund or retaining an investment adviser, including the current Investment Adviser, to manage the Global Fund's assets directly.

THE PARADIGM FUND

The Paradigm Portfolio's securities will be selected by the Investment Adviser from companies that are engaged in various industries that will facilitate an increase in the growth of traditional business lines, entry into new distribution channels, an ability to leverage brand identity, and an improvement in the underlying cost/profitability dynamics of the business. These companies may be large, medium or small in size if, in the Investment Adviser's opinion, these companies meet the Paradigm Portfolio's investment criteria. Accordingly, the Paradigm Portfolio seeks to invest in the equity securities of companies whose research and development efforts may result in higher stock values. Such companies include, but are not limited to, the following:

- ▶ *Retailers*: Companies that sell retail products and services through traditional stores, catalogues, telemarketing, and web-sites.
- ▶ *Media*: Companies that provide print, broadcast, cable, satellite and web-based information and entertainment content.
- ▶ *Financial Services*: Companies that engage in financial service transactions such as banking, credit cards and investment services.
- ▶ *Real Estate Development*: Companies that provide commercial real estate property and services.
- ▶ *Business Services*: Companies that provide business-to-business products and services.
- ▶ *Travel & Leisure*: Companies that provide transportation and recreational services.
- ▶ *Utilities*: Companies and industries such as gas, electric and telephone.

The Paradigm Portfolio invests indirectly in bitcoin through the Grayscale Bitcoin Trust and through other pooled investment vehicles that provide exposure to crypto assets. Certain of these vehicles may not be registered under the 1940 Act and do not receive the protections of the 1940 Act. The Paradigm Portfolio will not invest directly in bitcoin or other crypto assets. The Grayscale Bitcoin Trust is a Bitcoin ETF that enables investors to gain exposure to bitcoin in the form of a security while avoiding the challenges of buying, storing, and safekeeping bitcoin, directly. Bitcoin is a type of crypto asset and is not issued by a government, bank or central organization. Bitcoin exists on the Bitcoin Network that hosts the Bitcoin Blockchain. Bitcoin has no physical existence and exists solely through the record of bitcoin transactions on the Bitcoin Blockchain. The Grayscale Bitcoin Trust invests principally in bitcoin. The Paradigm Portfolio may also invest in other pooled investment vehicles that provide exposure to the spot price of crypto assets. For example, the Paradigm Portfolio may invest in the Grayscale Bitcoin Mini Trust ETF, the Grayscale Litecoin Trust and the Grayscale Ethereum Classic Trust.

The Paradigm Portfolio contributed a portion of its holdings in the Grayscale Bitcoin Trust to its wholly-owned and controlled Cayman Subsidiary. Additional information regarding the tax treatment of the Fund is provided in the "Taxes" section of the SAI.

In the future, the Paradigm Portfolio may seek to gain additional exposure to the Grayscale Bitcoin Trust that may not produce qualifying income for the Paradigm Fund under the Internal Revenue Code if held directly. The Paradigm Portfolio will not make any additional investments in the Grayscale Bitcoin Trust if as a result of such investment, its aggregate investment in the Grayscale Bitcoin Trust, either directly or through the Subsidiary, would be more than 15% of its assets at the time of the investment. However, the

Portfolio's investment in the Grayscale Bitcoin Trust may, at times, exceed 15% of its net assets, due to appreciation.

The Subsidiary invests primarily in the Grayscale Bitcoin Trust. The Paradigm Portfolio will invest in its Subsidiary in a manner that is consistent with the limitations of the federal tax laws, rules and regulations that apply to the Paradigm Fund as a RIC under Subchapter M. However, the Paradigm Portfolio and the Subsidiary comply with the same fundamental investment restrictions on an aggregate basis, to the extent those restrictions are applicable to the investment activities of the Subsidiary. The Subsidiary also complies with Section 17 of the 1940 Act relating to affiliated transactions and custody, and the Investment Adviser complies with Section 15 of the 1940 Act relating to investment advisory contracts with respect to the Subsidiary. Unlike the Paradigm Fund, the Subsidiary does not, and will not, seek to qualify as a RIC. The Paradigm Portfolio is the sole shareholder of the Subsidiary and does not expect shares of the Subsidiary to be offered or sold to other investors. The Subsidiary includes entities that engage in investment activities in securities or other assets that are primarily controlled by the Paradigm Portfolio. The Paradigm Portfolio does not intend to create or acquire primary control of any entity which primarily engages in investment activities in securities or other assets other than entities wholly-owned by the Paradigm Portfolio.

The Paradigm Portfolio may invest up to 35% of its assets in high quality, U.S. short-term debt securities and money market instruments to maintain liquidity. Some of these short-term instruments include commercial paper, certificates of deposit, demand and time deposits and banker's acceptances, U.S. government securities (*i.e.*, U.S. Treasury obligations) and repurchase agreements.

Temporary and Defensive Cash and Cash Equivalent Holdings

The Paradigm Portfolio may maintain during a temporary period, which could be for a short period or a longer period lasting several years or more, of abnormal conditions, a significant portion of its total assets in cash and securities, generally considered to be cash and cash equivalents, including, but not limited to: high quality, U.S. short-term debt securities and money market instruments, as described above. The Investment Adviser will invest in such short-term cash positions to the extent that the Investment Adviser is unable to find sufficient investments meeting its criteria and when the Investment Adviser believes the purchase of additional equity securities would not further the investment objective of the Paradigm Portfolio during such periods of time. Additionally, to respond to adverse market, economic, political or other conditions, which may persist for short or long periods of time, the Paradigm Portfolio may invest up to 100% of its assets in the types of high quality, U.S. short-term debt securities and money market instruments described above.

If the market advances during periods when the Paradigm Portfolio is holding a large cash position, the Portfolio may not participate as much as it would have if it had been more fully invested in securities. In the aforementioned temporary defensive periods, the Investment Adviser believes that an additional amount of liquidity in the Paradigm Portfolio is desirable both to meet operating requirements and to take advantage of new investment opportunities. When the Paradigm Portfolio holds a significant portion of assets in cash and cash equivalents, it may not meet its investment objective.

Fund Structure

The Paradigm Portfolio has an investment objective identical to that of the Paradigm Fund. The Paradigm Fund may withdraw its investment from the Paradigm Portfolio at any time if the Board of Directors of the Company determines that it is in the best interests of the Paradigm Fund to do so. Upon any such withdrawal, the Directors will consider what action might be taken, including investing all of the Paradigm Fund's investable assets in another pooled investment entity having substantially the same

objective and strategies as the Paradigm Fund or retaining an investment adviser, including the current Investment Adviser, to manage the Paradigm Fund's assets directly.

THE SMALL CAP OPPORTUNITIES FUND

The Small Cap Portfolio's Investment Adviser considers small cap companies to be those with market capitalizations at or below the highest market capitalization of a component security within the MSCI USA Small Cap Index. The highest market capitalization of a company within the MSCI USA Small Cap Index was approximately \$80 billion as of March 31, 2026. The Investment Adviser believes that favorable investment opportunities are available through companies that exhibit a number of the following characteristics: have little or no institutional ownership, have had short-term earnings shortfalls, have had a recent IPO but have not attracted significant analyst coverage, are selling at or below book or replacement value, and have price to earnings ratios that are less than one half of their projected growth rate.

Small Cap Portfolio securities will be selected from companies that are engaged in a number of industries if, in the Investment Adviser's opinion, the companies meet the Small Cap Portfolio's investment criteria. Such companies include, but are not limited to, the following:

- ▶ *Media:* Companies that provide print, broadcast, cable, satellite and web-based information and entertainment content.
- ▶ *Financial Services:* Companies that engage in financial service transactions such as banking, credit cards and investment services.
- ▶ *Retailers:* Companies that sell retail products and services through traditional stores, catalogues, telemarketing, and web-sites.
- ▶ *Manufacturing and Consumer Products:* Companies that manufacture and distribute products to retail outlets.
- ▶ *Utilities:* Companies and industries such as gas, electric and telephone.

The Small Cap Portfolio invests indirectly in bitcoin through the Grayscale Bitcoin Trust and through other pooled investment vehicles that provide exposure to crypto assets. Certain of these vehicles may not be registered under the 1940 Act and do not receive the protections of the 1940 Act. The Small Cap Portfolio will not invest directly in bitcoin or other crypto assets. The Grayscale Bitcoin Trust is a Bitcoin ETF that enables investors to gain exposure to bitcoin in the form of a security while avoiding the challenges of buying, storing, and safekeeping bitcoin, directly. Bitcoin is a type of crypto asset and is not issued by a government, bank or central organization. Bitcoin exists on the Bitcoin Network that hosts the Bitcoin Blockchain. Bitcoin has no physical existence and exists solely through the record of bitcoin transactions on the Bitcoin Blockchain. The Grayscale Bitcoin Trust invests principally in bitcoin. The Small Cap Portfolio may also invest in other pooled investment vehicles that provide exposure to the spot price of crypto assets. For example, the Small Cap Portfolio may invest in the Grayscale Bitcoin Mini Trust ETF, the Grayscale Litecoin Trust and the Grayscale Ethereum Classic Trust.

The Small Cap Portfolio contributed a portion of its holdings in the Grayscale Bitcoin Trust to its wholly-owned and controlled Subsidiary.

In the future, the Small Cap Portfolio may seek to gain additional exposure to the Grayscale Bitcoin Trust that may not produce qualifying income for the Small Cap Fund under the Internal Revenue Code if held directly. The Small Cap Portfolio will not make any additional investments in the Grayscale Bitcoin Trust

if as a result of such investment, its aggregate investment in the Grayscale Bitcoin Trust, either directly or through the Subsidiary, would be more than 15% of its assets at the time of the investment. However, the Portfolio's investment in the Grayscale Bitcoin Trust may, at times, exceed 15% of its net assets, due to appreciation.

The Subsidiary invests primarily in the Grayscale Bitcoin Trust. The Small Cap Portfolio will invest in its Subsidiary in a manner that is consistent with the limitations of the federal tax laws, rules and regulations that apply to the Small Cap Fund as a RIC under Subchapter M. However, the Small Cap Portfolio and its Subsidiary comply with the same fundamental investment restrictions on an aggregate basis, to the extent those restrictions are applicable to the investment activities of the Subsidiary. The Subsidiary also complies with Section 17 of the 1940 Act relating to affiliated transactions and custody, and the Investment Adviser complies with Section 15 of the 1940 Act relating to investment advisory contracts with respect to the Subsidiary. Unlike the Small Cap Fund, the Subsidiary does not, and will not, seek to qualify as a RIC. The Small Cap Portfolio is the sole shareholder of its Subsidiary and does not expect shares of its Subsidiary to be offered or sold to other investors. The Subsidiary includes entities that engage in investment activities in securities or other assets that are primarily controlled by the Small Cap Portfolio. The Small Cap Portfolio does not intend to create or acquire primary control of any entity which primarily engages in investment activities in securities or other assets other than entities wholly-owned by the Small Cap Portfolio.

The Small Cap Portfolio may invest up to 20% of its assets in high quality, U.S. short-term debt securities and money market instruments to maintain liquidity. Some of these short-term instruments include commercial paper, certificates of deposit, demand and time deposits and banker's acceptances, U.S. government securities (*i.e.*, U.S. Treasury obligations) and repurchase agreements.

Temporary and Defensive Cash and Cash Equivalent Holdings

The Small Cap Portfolio may maintain during a temporary period, which could be for a short period or a longer period lasting several years or more, of abnormal conditions, a significant portion of its total assets in cash and securities, generally considered to be cash and cash equivalents, including, but not limited to: high quality, U.S. short-term debt securities and money market instruments, as described above. The Investment Adviser will invest in such short-term cash positions to the extent that the Investment Adviser is unable to find sufficient investments meeting its criteria and when the Investment Adviser believes the purchase of additional equity securities would not further the investment objective of the Small Cap Portfolio during such periods of time. Additionally, to respond to adverse market, economic, political or other conditions, which may persist for short or long periods of time, the Small Cap Portfolio may invest up to 100% of its assets in the types of high quality, U.S. short-term debt securities and money market instruments described above.

If the market advances during periods when the Small Cap Portfolio is holding a large cash position, the Portfolio may not participate as much as it would have if it had been more fully invested in securities. In the aforementioned temporary defensive periods, the Investment Adviser believes that an additional amount of liquidity in the Small Cap Portfolio is desirable both to meet operating requirements and to take advantage of new investment opportunities. When the Small Cap Portfolio holds a significant portion of assets in cash and cash equivalents, it may not meet its investment objective.

Fund Structure

The Small Cap Portfolio has an investment objective identical to that of the Small Cap Fund. The Small Cap Fund may withdraw its investment from the Small Cap Portfolio at any time if the Board of Directors of the Company determines that it is in the best interests of the Small Cap Fund to do so. Upon any such

withdrawal, the Directors will consider what action might be taken, including investing all of the Small Cap Fund's investable assets in another pooled investment entity having substantially the same objective and strategies as the Small Cap Fund or retaining an investment adviser, including the current Investment Adviser, to manage the Small Cap Fund's assets directly.

THE MARKET OPPORTUNITIES FUND

Market Opportunities Portfolio securities will be selected by the Investment Adviser from companies that are engaged in public exchanges, derivative exchanges, capital markets and companies that experience operational scale from increased volume such as investment banks, credit card processing companies, electronic payment companies, publicly traded expressways, airports, roads and railways, or from companies in the gaming industry. These companies may be large, medium or small in size if, in the Investment Adviser's opinion, these companies meet the Market Opportunities Portfolio's investment criteria. The Investment Adviser selects portfolio securities by, among other things, evaluating a company's balance sheets, corporate revenues, earnings and dividends. Such companies include, but are not limited to, the following:

- ▶ *Exchanges*: Companies that are organized as public exchanges where debt and equity securities are traded, including derivative exchanges.
- ▶ *Financial Services*: Companies that engage in financial service transactions relating to capital markets such as banking, credit cards and investment services.
- ▶ *Business Services*: Companies that provide business-to-business products and services involving capital markets or the gaming industry.
- ▶ *Gaming*: Companies engaged in casino entertainment, including casino resorts and other leisure activities.

Other leisure activities are defined as those activities that individuals engage in for entertainment, enjoyment and pleasure, which may take place at casinos. Additionally, a substantial aspect of the operations of gaming companies is the operation of casino resorts, which includes, but is not limited to lodging, amenities and recreational activities.

Although the Market Opportunities Portfolio intends to focus its investments in the capital markets and gaming sectors, the Market Opportunities Portfolio may also purchase the securities of companies such as auction houses and payroll and other processing companies that, due to the fixed costs of their operations, benefit from an increase in the volume of sales/transactions.

The Market Opportunities Portfolio invests indirectly in bitcoin through the Grayscale Bitcoin Trust and through other pooled investment vehicles that provide exposure to crypto assets. Certain of these vehicles may not be registered under the 1940 Act and do not receive the protections of the 1940 Act. The Market Opportunities Portfolio will not invest directly in bitcoin or other crypto assets. The Grayscale Bitcoin Trust is a Bitcoin ETF that enables investors to gain exposure to bitcoin in the form of a security while avoiding the challenges of buying, storing, and safekeeping bitcoin, directly. Bitcoin is a type of crypto asset and is not issued by a government, bank or central organization. Bitcoin exists on the Bitcoin Network that hosts the Bitcoin Blockchain. Bitcoin has no physical existence and exists solely through the record of bitcoin transactions on the Bitcoin Blockchain. The Grayscale Bitcoin Trust invests principally in bitcoin. The Market Opportunities Portfolio may also invest in other pooled investment vehicles that provide exposure to the spot price of crypto assets. For example, the Market Opportunities Portfolio may

invest in the Grayscale Bitcoin Mini Trust ETF, the Grayscale Litecoin Trust and the Grayscale Ethereum Classic Trust.

The Market Opportunities Portfolio contributed a portion of its holdings in the Grayscale Bitcoin Trust to its wholly-owned and controlled Cayman Subsidiary.

The Market Opportunities Portfolio is also the sole shareholder of its wholly owned Delaware Subsidiary. The Market Opportunities Portfolio contributed a portion of its holdings in the Grayscale Bitcoin Trust to the Delaware Subsidiary. Any net gains that the Delaware Subsidiary recognizes on future sales of the contributed Grayscale Bitcoin Trust shares will be subject to federal and state corporate income tax, but the dividends that the Delaware Subsidiary pays to the Market Opportunities Portfolio (*i.e.*, those gains, net of the tax paid and any other expenses of the Delaware Subsidiary, such as its management and advisory fees) will be eligible to be treated as “qualified dividend income” under the Internal Revenue Code. Additional information regarding the tax treatment of the Fund is provided in the “Taxes” section of the SAI.

In the future, the Market Opportunities Portfolio may seek to gain additional exposure to the Grayscale Bitcoin Trust that may not produce qualifying income for the Market Opportunities Fund under the Internal Revenue Code if held directly. The Market Opportunities Portfolio will not make any additional investments in the Grayscale Bitcoin Trust if as a result of such investment, its aggregate investment in the Grayscale Bitcoin Trust, either directly or through a Subsidiary, would be more than 15% of its assets at the time of the investment. However, the Portfolio’s investment in the Grayscale Bitcoin Trust may, at times, exceed 15% of its net assets, due to appreciation.

Each Subsidiary invests primarily in the Grayscale Bitcoin Trust. The Market Opportunities Portfolio will invest in its Subsidiaries in a manner that is consistent with the limitations of the federal tax laws, rules and regulations that apply to the Market Opportunities Fund as a RIC under Subchapter M. However, the Market Opportunities Portfolio and each Subsidiary comply with the same fundamental investment restrictions on an aggregate basis, to the extent those restrictions are applicable to the investment activities of each Subsidiary. Each Subsidiary also complies with Section 17 of the 1940 Act relating to affiliated transactions and custody, and the Investment Adviser complies with Section 15 of the 1940 Act relating to investment advisory contracts with respect to the Subsidiaries. Unlike the Market Opportunities Fund, each Subsidiary does not, and will not, seek to qualify as a RIC. The Market Opportunities Portfolio is the sole shareholder of each Subsidiary and does not expect shares of the Subsidiaries to be offered or sold to other investors. The Subsidiaries include entities that engage in investment activities in securities or other assets that are primarily controlled by the Market Opportunities Portfolio. The Market Opportunities Portfolio does not intend to create or acquire primary control of any entity which primarily engages in investment activities in securities or other assets other than entities wholly-owned by the Market Opportunities Portfolio.

The Market Opportunities Portfolio may invest up to 35% of its assets in high quality, U.S. short-term debt securities and money market instruments to maintain liquidity. Some of these short-term instruments include commercial paper, certificates of deposit, demand and time deposits and banker’s acceptances, U.S. government securities (*i.e.*, U.S. Treasury obligations) and repurchase agreements.

Temporary and Defensive Cash and Cash Equivalent Holdings

The Market Opportunities Portfolio may maintain during a temporary period, which could be for a short period or a longer period lasting several years or more, of abnormal conditions, a significant portion of its total assets in cash and securities, generally considered to be cash and cash equivalents, including, but not

limited to: high quality, U.S. short-term debt securities and money market instruments, as described above. The Investment Adviser will invest in such short-term cash positions to the extent that the Investment Adviser is unable to find sufficient investments meeting its criteria and when the Investment Adviser believes the purchase of additional equity securities would not further the investment objective of the Market Opportunities Portfolio during such periods of time. Additionally, to respond to adverse market, economic, political or other conditions, which may persist for short or long periods of time, the Market Opportunities Portfolio may invest up to 100% of its assets in the types of high quality, U.S. short-term debt securities and money market instruments described above.

If the market advances during periods when the Market Opportunities Portfolio is holding a large cash position, the Portfolio may not participate as much as it would have if it had been more fully invested in securities. In the aforementioned temporary defensive periods, the Investment Adviser believes that an additional amount of liquidity in the Market Opportunities Portfolio is desirable both to meet operating requirements and to take advantage of new investment opportunities. When the Market Opportunities Portfolio holds a significant portion of assets in cash and cash equivalents, it may not meet its investment objective.

Fund Structure

The Market Opportunities Portfolio has an investment objective identical to that of the Market Opportunities Fund. The Market Opportunities Fund may withdraw its investment from the Market Opportunities Portfolio at any time if the Board of Directors of the Company determines that it is in the best interests of the Market Opportunities Fund to do so. Upon any such withdrawal, the Directors will consider what action might be taken, including investing all of the Market Opportunities Fund's investable assets in another pooled investment entity having substantially the same objective and strategies as the Market Opportunities Fund or retaining an investment adviser, including the current Investment Adviser, to manage the Market Opportunities Fund's assets directly.

Additional Information About the Risks of Investing in Each of the Funds

The principal risks of investing in each fund described in this Prospectus (each, a "Fund" and the corresponding portfolio, a "Portfolio") are described previously in each Fund's summary section of this Prospectus. Each of those risks is considered a "principal risk" of investing in a Fund, regardless of the order in which it appears. This section provides more detail about some of those risks, along with information on additional types of risks that may apply to the Funds.

Crypto Asset Exposure Risk—All Funds

Crypto assets (also referred to as "virtual currencies" and "digital currencies") are digital assets designed to act as a medium of exchange. Although crypto assets are an emerging asset class, they are not presently widely accepted as a medium of exchange. There are thousands of crypto assets, the most well-known of which is bitcoin.

Bitcoin or BTC was the first decentralized crypto asset. Bitcoin is a type of crypto asset that is not issued by a government, bank or central organization. Bitcoin exists on an online, peer-to-peer computer network that hosts the Bitcoin Blockchain. Bitcoin has no physical existence and exists solely through the record of bitcoin transactions on the Bitcoin Blockchain. The Bitcoin Network allows people to exchange tokens of value, bitcoins, which are recorded on a public transaction ledger known as a blockchain. The Portfolios may invest indirectly in bitcoin through the Grayscale Bitcoin Trust and through other pooled investment vehicles that provide exposure to crypto assets. The Grayscale Bitcoin Trust is a Bitcoin ETF that enables investors to gain exposure to bitcoin in the form of a security while avoiding the challenges of buying, storing, and safekeeping bitcoin, directly.

Individuals or organizations holding a large amount of crypto assets in which a Portfolio may invest directly (also known as “whales”) may have the ability to manipulate the prices of those crypto assets. In addition to the general risks of investing in other investment vehicles, the value of a Portfolio’s indirect investments in crypto assets are subject to fluctuations in the value of the crypto asset, which can be highly volatile. The value of crypto assets is determined by the supply and demand for crypto assets in the global market for the trading of crypto assets, which consists primarily of transactions on crypto asset trading platforms. The value of crypto assets has been, and may continue to be, substantially dependent on speculation, such that trading and investing in crypto assets generally may not be based on fundamental analysis. A Portfolio’s exposure to crypto assets can result in substantial losses to a Fund.

Crypto assets facilitate decentralized, peer-to-peer financial exchange and value storage, without the oversight of a central authority or banks. The value of crypto assets are not backed by any government, corporation, or other identified body. Crypto assets are also susceptible to theft, loss and destruction.

Currently, there is relatively limited use of crypto assets in the retail and commercial marketplace, which contributes to price volatility. A lack of expansion by crypto assets into retail and commercial markets, or a contraction of such use, may result in increased volatility or a reduction in the value of crypto assets, either of which could adversely impact the value of a Portfolio’s investment. In addition, to the extent market participants develop a preference for one crypto asset over another, the value of the less preferred crypto assets would likely be adversely affected. Crypto assets are a new technological innovation with a limited history; it is a highly speculative asset and future regulatory actions or policies may limit, perhaps to a materially adverse extent, the value of a Portfolio’s indirect investment in crypto assets and the ability to exchange a crypto asset or utilize it for payments.

Crypto Asset Trading Platform Risk

Crypto assets trade on crypto asset trading platforms. The regulatory environment for crypto asset trading platforms continues to evolve and is less stringent than that for trading platforms for traditional assets. As a result, crypto trading platforms may be more exposed to fraud and failure than established, regulated exchanges for securities, derivatives and other currencies. These crypto asset trading platforms can cease operating temporarily or even permanently, resulting in the potential loss of users’ crypto assets or other market disruptions. Crypto asset trading platforms may be more exposed to the risk of market manipulation than exchanges for more traditional assets. Crypto asset trading platforms on which crypto assets are traded are or may become subject to enforcement actions by regulatory authorities. Crypto asset trading platforms that are regulated typically must comply with minimum net worth, cybersecurity, and anti-money laundering requirements, but are not typically required to protect customers or their markets to the same extent that regulated securities exchanges or futures exchanges are required to do so. Furthermore, crypto asset trading platforms may be operating out of compliance with regulations, and many crypto asset trading platforms lack certain safeguards established by more traditional exchanges to enhance the stability of trading on the exchange, such as measures designed to prevent sudden drops in value of items traded on the exchange (*i.e.*, “flash crashes”). As a result, the prices of crypto assets on crypto asset trading platforms may be subject to larger and more frequent sudden declines than assets traded on more traditional exchanges.

Crypto Asset Industry Risk

The crypto asset industry is a newer, speculative, and still-developing industry that faces many risks. The crypto asset industry may still be experiencing a bubble or may experience a bubble again in the future. For example, in the first half of 2022, each of Celsius Network, Voyager Digital Ltd., and Three Arrows Capital declared bankruptcy, resulting in a loss of confidence in participants of the digital asset ecosystem and negative publicity surrounding digital assets more broadly. In November 2022, FTX Trading Ltd. (“FTX”), one of the largest digital asset platforms by volume at the time, halted customer withdrawals

amid rumors of the company's liquidity issues and likely insolvency, which were subsequently corroborated by its CEO. Shortly thereafter, FTX's CEO resigned and FTX and many of its affiliates filed for bankruptcy in the United States, while other affiliates have entered insolvency, liquidation, or similar proceedings around the globe, following which the U.S. Department of Justice brought criminal fraud and other charges, and the SEC and CFTC brought civil securities and commodities fraud charges, against certain of FTX's and its affiliates' senior executives, including its former CEO. In addition, several other entities in the crypto asset industry filed for bankruptcy following FTX's bankruptcy filing, such as BlockFi Inc. and Genesis Global Capital, LLC. In response to these events, the prices of crypto assets experienced extreme volatility and other entities in the crypto asset industry have been negatively affected. It is possible that similar events could occur in the future which would undermine confidence in the crypto asset industry and negatively affect the value of crypto assets. It is not possible to predict at this time all of the risks that they may pose to a Portfolio/Fund, its service providers or to the crypto asset industry as a whole.

Factors affecting the further development of crypto assets include, but are not limited to, continued worldwide growth or possible cessation or reversal in the adoption and use of crypto assets and other digital assets; government and quasi-government regulation or restrictions on or regulation of access to and operation of digital asset networks; changes in consumer demographics and public preferences; maintenance and development of open-source software protocol; availability and popularity of other forms or methods of buying and selling goods and services; the use of the networks supporting digital assets, such as those for developing smart contracts and distributed applications; general economic conditions and the regulatory environment relating to digital assets; negative consumer or public perception; and general risks tied to the use of information technologies, including cyber risks. A hack or failure of one crypto asset may lead to a loss in confidence in, and thus decreased usage and/or value of, other crypto assets.

Crypto Asset Regulatory Risk

In particular, crypto asset markets in the U.S. exist in a state of regulatory uncertainty. Regulatory changes or actions by Congress as well as U.S. federal or state agencies may adversely affect the value of a Portfolio's indirect investments in crypto assets. As digital assets have grown in both popularity and market size, a number of state and federal agencies have issued consumer advisories regarding the risks posed by digital assets to investors. In addition, the Securities and Exchange Commission, U.S. state securities regulators and several foreign governments have issued warnings and instituted legal proceedings in which they argue that certain digital assets may be classified as securities and that both those digital assets and any related initial coin offerings are subject to securities regulations. Additionally, U.S. state and federal, and foreign regulators and legislatures have taken action against virtual currency businesses or enacted restrictive regimes in response to adverse publicity arising from hacks, consumer harm, or criminal activity stemming from virtual currency activity.

A Portfolio's exposure to crypto assets may change over time and, accordingly, such exposure may not be represented in a Portfolio's portfolio at any given time. Many significant aspects of the tax treatment of investments in crypto assets are uncertain, and a direct or indirect investment in crypto assets may produce non-qualifying income.

Bitcoin Risks

Bitcoin is a relatively new innovation with a limited history and the market for bitcoin is volatile and subject to rapid price swings, changes and uncertainty and is a largely unregulated marketplace. Bitcoin is subject to the risk of fraud, theft, manipulation or security failures, and operational or other problems that impact bitcoin through its trading venues or otherwise. Newly created bitcoin are generated through a process referred to as "mining," and such bitcoin are referred to as "newly mined bitcoin." Approximately

900 newly mined bitcoin are created each day. “Halving” events occur periodically, further decreasing the amount of newly mined bitcoin created each day. If entities engaged in bitcoin mining choose not to hold the newly mined bitcoin, and, instead, make them available for sale, there can be downward pressure on the price of bitcoin which could negatively affect an investment in a Portfolio, and therefore the corresponding Fund. Miners may cease expanding processing power to create blocks and verify transactions if they are not adequately compensated, which may negatively impact the development of the Bitcoin Network and adversely affect the price of bitcoin.

As a digital asset, bitcoin is subject to the risk that malicious actors will exploit flaws in its code or structure, or the code or structure of digital wallets or storage devices in which bitcoin is held that will allow them to, among other things, steal bitcoin held by others, control the blockchain, steal personally identifying information, or issue significant amounts of bitcoin in contravention of the Bitcoin Blockchain code. The occurrence of any of these events is likely to have a significant adverse impact on the price and liquidity of bitcoin. A malicious actor may attack in various ways, including a “50 Percent Attack” or a spam attack. If a malicious actor obtains a majority of the processing power dedicated to mining, it will be able to exert unilateral control over the addition of blocks to the blockchain. As long as the malicious actor enjoys this majority it may be able to double-spend its own bitcoin (i.e., spend the same bitcoin in two or more conflicting transactions) as well as prevent the confirmation of other bitcoin transactions. If such a scenario were to occur, it could adversely affect an investment in a Portfolio, and therefore the corresponding Fund. A malicious actor could also attempt to flood the pool of unconfirmed transactions with tens of thousands of transactions in an effort to significantly slow the confirmation of legitimate transactions across the Bitcoin Network. Such a delay, if sustained for extended periods of time, could negatively impact the secondary market price of bitcoin. These or any other form of attack on the Bitcoin Network could adversely affect an investment in a Portfolio, and therefore the corresponding Fund.

There is no central registry showing which individuals or entities own bitcoin or the quantity of bitcoin that is owned by any particular person or entity. There are no regulations in place that would prevent a large holder of bitcoin or a group of holders from selling their bitcoin which could depress the price of bitcoin or otherwise attempting to manipulate the price of bitcoin or the Bitcoin Network. A significant portion of bitcoin is held by a small number of holders sometimes referred to as “whales.” These holders have the ability to manipulate the price of bitcoin. Events that reduce user confidence in bitcoin, the Bitcoin Network and the fairness of bitcoin trading venues could have a negative impact on the price of bitcoin. The realization of any of these risks could result in a decline in the acceptance of bitcoin and consequently a reduction in the value of bitcoin.

From time to time, the developers suggest changes to the bitcoin software. If a sufficient number of miners or validators elect not to adopt the changes, a new digital asset, operating on the earlier version of the software, may be created. This is often referred to as a “fork.” The creation of a “fork” or a substantial giveaway of bitcoin (sometimes referred to as an “air drop”) may result in significant and unexpected declines in the value of bitcoin. Network contributors could propose amendments to the Bitcoin Network’s protocols and software that, if accepted and authorized by the Bitcoin Network, could adversely affect an investment in a Portfolio and the corresponding Fund.

Bitcoin Blockchain’s protocol may contain flaws that can be exploited by attackers. The occurrence of any of these events is likely to have a significant adverse impact on the price and liquidity of bitcoin and therefore the value of an investment of a Portfolio/Fund.

Bitcoin was developed as an alternative payment system but has not yet achieved this objective, which may adversely affect its value. The emergence of other public blockchains that are similarly designed to serve as an alternative payment system, such as those focused on privacy through the use of zero-

knowledge cryptography, may negatively impact on the demand for and value of bitcoin and an investment in a Portfolio/Fund. The common impediments and/or disadvantages to adopting the Bitcoin Blockchain as a payment network include, but are not limited to, the slowness of transaction processing and finality, variability of transaction fees, and volatility of bitcoin's price.

The development and adoption of other blockchains, such as the Ethereum blockchain, may compete with bitcoin and result in a reduction in the use of bitcoin and the Bitcoin Blockchain. The sophisticated and multi-use nature of the Ethereum blockchain and the fact that the absolute amount of ether is limited may result in greater adoption of the Ethereum blockchain by users, which may negatively affect the value of bitcoin and the Bitcoin Blockchain.

Further development and use of the Bitcoin Blockchain for its intended purpose are, and may continue to be, substantially dependent on "Layer 2" solutions (*i.e.*, separate blockchains that extends the Bitcoin Blockchain and inherits the security guarantees of bitcoin in order to increase transaction throughput and reduce transaction fees), which may not be implemented correctly which may negatively impact the Bitcoin Blockchain and bitcoin.

The Bitcoin Network's functionality relies on the internet. A significant disruption of internet connectivity affecting large numbers of users or geographic areas could impede the functionality of the Bitcoin Network and adversely affect a Portfolio/Fund. In addition, certain features of the Bitcoin Network, such as decentralization, open source protocol, and reliance on peer-to-peer connectivity, may increase the risk of fraud or cyber-attack by potentially reducing the likelihood of a coordinated response.

Investors may obtain additional information about the Grayscale Bitcoin Trust, including financial statements by visiting Grayscale's website at <https://grayscale.com/products/grayscale-bitcoin-trust/>. Additional information can also be found on the SEC's website at <https://www.sec.gov/edgar/searchedgar/companysearch.html>.

Blockchain Technology Risk

Blockchain technology is a relatively new and untested technology which operates as a distributed ledger. The risks associated with blockchain technology may not fully emerge until the technology is widely used. Blockchain systems could be vulnerable to fraud, particularly if a significant minority of participants colluded to defraud the rest. Access to a given blockchain requires an individualized key, which, if compromised, could result in loss due to theft, destruction or inaccessibility. There is little regulation of blockchain technology other than the intrinsic public nature of the blockchain system. Any future regulatory developments could affect the viability and expansion of the use of blockchain technology.

The adoption of blockchain and the development of competing platforms or technologies could affect its usage. There are currently a number of competing blockchain platforms with competing intellectual property claims. The uncertainty inherent in these competing technologies could cause companies to use alternatives to blockchain. In addition, blockchain networks may undergo technological developments or upgrades. Certain upgrade proposals to a blockchain may not be accepted by all the participants in an ecosystem. If one significant group adopts a proposed upgrade and another does not – or if groups adopt different upgrades – this can result in a "fork" of the blockchain, wherein two distinct sets of users and validators or users and miners run two different versions of a protocol. If the versions are sufficiently different such that the two versions of the protocol cannot simultaneously maintain and update a shared

record of the blockchain database, it is called a “hard fork.” A hard fork can result in the creation of two competing blockchains, each with its own native crypto assets.

Lastly, technological developments may lead to technical or other flaws (including undiscovered flaws) in the underlying blockchain technology, including in the process by which transactions are recorded to a blockchain, or by which the validity of a copy of such blockchain can be proven, or the development of new or existing hardware or software tools or mechanisms that could negatively impact the functionality of the blockchain systems, all of which could negatively impact Portfolio/Fund shares.

Currency Risk – All Funds

Fluctuations in the exchange rates between the U.S. dollar and foreign currencies may negatively impact an investment. A decline in the value of a foreign currency versus the U.S. dollar reduces the dollar value of securities denominated in that currency. Exchange rate movements can be large and unpredictable and can last for extended periods. Absent other events that could otherwise affect the value of a foreign security (such as a change in the political climate or an issuer’s credit quality), appreciation in value of a foreign currency generally can be expected to increase the value of a foreign-currency denominated security in terms of U.S. dollars. An increase in foreign interest rates or a decline in the value of the foreign currency relative to the U.S. dollar generally can be expected to depress the value of a foreign currency-denominated security. Although a Portfolio may invest in securities denominated in foreign currencies, its portfolio securities and other assets are valued in U.S. dollars. Currency exchange rates may fluctuate significantly over short periods of time causing, together with other factors, a Portfolio’s net asset value to fluctuate as well. Currency exchange rates generally are determined by the forces of supply and demand in the foreign exchange markets and the relative merits of investments in different countries, actual or anticipated changes in interest rates and other complex factors, as seen from an international perspective. Currency exchange rates also may be affected unpredictably by the intervention or the failure to intervene by U.S. or foreign governments or central banks, or by currency controls or political developments in the United States or abroad. To the extent that a Portfolio’s total assets, adjusted to reflect the Portfolio’s net position after giving effect to currency transactions, are denominated in the currencies of foreign countries, the Portfolio will be more susceptible to the risk of adverse economic and political developments within those countries. The Portfolios investing in foreign securities are all subject to the possible imposition of exchange control regulations or freezes on convertibility of currency. Currency risk may be particularly high to the extent that a Portfolio invests in foreign currencies or engages in foreign currency transactions that are economically tied to emerging markets countries. These currency transactions may present market, credit, currency, liquidity, legal, political and other risks different from, or greater than, the risks of investing in developed foreign currencies or engaging in foreign currency transactions that are economically tied to developed foreign countries.

Cybersecurity Risk – All Funds

With the increased use of technologies such as the Internet and the dependence on computer systems to perform business and operational functions, the Funds and their service providers may be prone to operational and information security risks resulting from cyber-attacks and/or technological malfunctions. In general, cyber-attacks are deliberate, but unintentional events may have similar effects. Cyber-attacks include, among others, stealing or corrupting data maintained online or digitally, preventing legitimate users from accessing information or services on a website, releasing confidential information without authorization, and causing operational disruption. Cybersecurity incidents may allow an unauthorized party to gain access to Portfolio assets or proprietary information, or cause a Fund, the Investment Adviser and/or other service providers (including custodians and financial intermediaries) to suffer data breaches or data corruption. Additionally, cybersecurity failures or breaches of the electronic systems of a

Fund, the Investment Adviser or a Fund's other service providers, have the ability to cause disruptions and negatively impact the fund's business operations, including the ability to purchase and sell Fund shares, potentially resulting in financial losses to the Fund and its shareholders. For instance, cyber-attacks or technical malfunctions may interfere with the processing of shareholder or other transactions, affect a Fund's ability to calculate its NAV, cause the release of private shareholder information or confidential Fund information, impede trading, cause reputational damage, and subject a Fund to regulatory fines, penalties or financial losses, reimbursement or other compensation costs, and additional compliance costs. Cyber-attacks or technical malfunctions may render records of Fund assets and transactions, shareholder ownership of fund shares, and other data integral to the functioning of a Fund inaccessible or inaccurate or incomplete. A Fund may also incur substantial costs for cybersecurity risk management in order to prevent cyber incidents in the future. A Fund and its respective shareholders could be negatively impacted as a result.

Derivatives Risk – All Funds

Each Portfolio may invest in derivatives such as options. The successful use of these investment practices depends on the Investment Adviser's ability to forecast stock price movements correctly. Should stock prices move unexpectedly, a Portfolio may not achieve the anticipated benefits of the transactions, or may realize losses, and thus be in a worse position than if such strategies had not been used. Unlike many exchange-traded options, there are no daily price fluctuation limits for certain options, and adverse market movements could therefore continue for an unlimited extent over a period of time. In addition, the correlation between movements in the prices of options and movements in the prices of the securities hedged or used for cover will not be perfect and could produce unanticipated losses.

A Portfolio's ability to dispose of its positions in options, depends on the availability of liquid markets in such instruments. Markets in options with respect to a number of types of securities are relatively new and still developing. It is impossible to predict the amount of trading interest that may exist in various types of options. If a secondary market does not exist for an option purchased or written by a Portfolio, it might not be possible to effect a closing transaction in the option (*i.e.*, dispose of the option), with the result that (1) an option purchased by a Portfolio would have to be exercised in order for the Portfolio to realize any profit and (2) a Portfolio may not be able to sell portfolio securities covering an option written by the Portfolio until the option expires or it delivers the underlying security, upon exercise. Therefore, no assurance can be given that a Portfolio will be able to utilize these instruments effectively. In addition, the ability to engage in options transactions may be limited by tax considerations and the use of certain hedging activities may adversely impact the characterization of income to the Portfolio for U.S. federal income tax purposes.

The Paradigm Portfolio may enter into futures contracts in U.S. domestic markets or on exchanges located outside of the United States. Foreign markets may offer advantages such as trading opportunities or arbitrage possibilities not available in the U.S. Foreign markets, however, may have greater risk potential than domestic markets. For example, some foreign exchanges are principal markets, so that no common clearing facility exists and that an investor may look only to the broker or counter-party for the performance of the contract. Unlike trading on domestic commodity exchanges, trading on foreign commodity exchanges is not regulated by the Commodity Futures Trading Commission. The use of derivatives is subject to operational and legal risks. Operational risks generally refer to risks related to potential operational issues, including documentation issues, settlement issues, system failures, inadequate controls, and human error. Legal risks generally refer to risks of loss resulting from insufficient documentation, insufficient capacity or authority of counterparty, or legality or enforceability of a contract.

Rule 18f-4 imposes limits on the amount of derivatives a fund can enter into, eliminates the asset segregation framework previously used by funds to comply with section 18 of the 1940 Act, treats derivatives as senior securities so that a failure to comply with the limits would result in a statutory violation, and requires certain funds to establish and maintain a comprehensive derivatives risk management program and appoint a derivatives risk manager. The Funds/Portfolios are required to comply with Rule 18f-4 and have adopted procedures for investing in derivatives and other transactions in compliance with Rule 18f-4.

Exchange-Traded Funds (ETFs) – All Funds

ETFs are registered investment companies whose shares are listed and traded on U.S. stock exchanges or otherwise traded in the over-the-counter market. In general, passively-managed ETFs seek to track a specified securities index or a basket of securities that an “index provider,” such as S&P Global, selects as representative of a market, market segment or industry sector. A passively-managed ETF is designed so that its performance will correspond closely with that of the index it tracks. Actively-managed ETFs may not meet their investment objective based on an ETF’s investment adviser success or failure to implement strategies for the ETF and/or the investment adviser’s ability to control the ETF’s level of risk. A leveraged ETF will engage in transactions and purchase instruments that give rise to forms of leverage, including, among others, the use of reverse repurchase agreements and other borrowings, the investment of collateral from loans of portfolio securities, the use of when issued, delayed-delivery or forward commitment transactions or short sales. To the extent a fund invests in ETFs that achieve leveraged exposure to their underlying indexes through the use of derivative instruments, the fund will indirectly be subject to leveraging risk. As a shareholder in an ETF, each Portfolio will bear its pro rata portion of an ETF’s expenses, including advisory fees, in addition to its own expenses. The existence of extreme market volatility or potential lack of an active trading market for an ETF’s shares could result in such shares trading at a significant premium or discount to their NAV.

Foreign Securities – All Funds

Investing in foreign securities can carry higher returns than those generally associated with U.S. investments. However, foreign securities may be substantially riskier than U.S. investments. The economies of foreign countries may differ from the U.S. economy in such respects as growth of gross domestic product, rate of inflation, currency depreciation, capital reinvestment, resource self-sufficiency, and balance of payments position. Furthermore, the economies of developing countries generally are heavily dependent on international trade and, accordingly, have been, and may continue to be, adversely affected by trade barriers, exchange controls, managed adjustments in relative currency values and other protective measures imposed or negotiated by the countries with which they trade. These economies also have been, and may continue to be, adversely affected by economic conditions in the countries with which they trade. A Portfolio may be required to obtain prior governmental approval for foreign investments in some countries under certain circumstances. Governments may require approval to invest in certain issuers or industries deemed sensitive to national interests, and the extent of foreign investment in certain debt securities and companies may be subject to limitation. Individual companies may also limit foreign ownership to prevent, among other things, violation of foreign investment limitations.

Some foreign investments may risk being subject to repatriation controls that could render such securities illiquid. Other countries might undergo nationalization, expropriation, political changes, governmental regulation, social instability or diplomatic developments (including war) that could adversely affect the economies of such countries or the value of the investments in those countries. Certain foreign markets may rely heavily on particular industries or foreign capital and are more

vulnerable to diplomatic developments, the imposition of economic sanctions against a particular country or countries, organizations, entities and/or individuals, changes in international trading patterns, trade barriers, tariffs and trading disruptions, and other protectionist or retaliatory measures. International trade barriers or economic sanctions against foreign countries, organizations, entities and/or individuals may adversely affect a Portfolio's holdings or exposures. The imposition of, or an increase in, tariffs or trade restrictions between the U.S. and foreign countries, or even the threat of such developments, could lead to a significant reduction in international trade, which could have a negative impact on the economies of the U.S. and foreign countries. Additional risks include more or less government regulation, less public information, currency fluctuations, political and economic instability, differences in financial reporting standards and less stringent regulation of securities markets.

Futures Risks—All Funds

There are risks associated with these activities, including the following: (1) the success of a hedging strategy may depend on an ability to predict movements in the prices of individual securities, fluctuations in markets and movements in interest rates; (2) there may be an imperfect or no correlation between the changes in market value of the securities held by a Portfolio and the prices of futures; (3) there may not be a liquid secondary market for a futures contract; (4) trading restrictions or limitations may be imposed by an exchange; and (5) government regulations may restrict trading in futures contracts.

Risks of Investing in Investment Grade Debt Securities and Below Investment Grade Debt Securities—All Funds

Investments in debt securities pose different risks than investments in equity securities. The value of fixed income securities generally will fall if interest rates rise and generally will rise if interest rates fall. The value of these securities may also fall as a result of other factors such as the performance of the issuer, the market perception of the issuer or general economic conditions. These investments also involve a risk that the issuer may not be able to meet its principal and interest payment obligations. Fixed-income securities having longer maturities involve greater risk of fluctuations in value. The longer the duration of a bond, the more a change in interest rates affects the bond's price. Short-term and long-term interest rates may not move the same amount and may not move in the same direction. The risks associated with changes in interest rates may have unpredictable effects on the markets and the Portfolios' investments. A general rise in interest rates may cause investors to move out of fixed income securities on a large scale, which could adversely affect the price and liquidity of fixed income securities. Fluctuations in interest rates may also affect the liquidity of fixed income securities and instruments held by a Portfolio. Other types of securities also may be adversely affected from changes in interest rates. During periods of declining interest rates, a bond issuer may "call," or repay, its high yielding bonds before their maturity dates. A Portfolio would then be forced to invest the unanticipated proceeds at lower interest rates, resulting in a decline in its income.

Investments in debt securities rated below investment grade, *i.e.*, junk bonds, and unrated securities of comparable quality are subject to the increased risk of an issuer's inability to meet principal and interest payment obligations. These securities may be subject to greater price volatility due to such factors as specific corporate or municipal developments, interest rate sensitivity, negative perceptions of the junk bond markets generally and less secondary market liquidity.

IPO Risk—All Funds, except the Multi-Disciplinary Income Fund

IPO share prices can be volatile and fluctuate considerably due to factors such as the absence of a prior public market, unseasoned trading, a limited number of shares available for trading and limited operating history and/or information about the issuer. The purchase of IPO shares may involve high

transaction costs. IPO shares are subject to market risk and liquidity risk. In addition, the limited number of shares available for trading in some IPOs may also make it more difficult for the Fund to buy or sell significant amounts of those shares without an unfavorable impact on the prevailing prices. In addition, some companies initially offering their shares publicly are involved in relatively new industries or lines of business, which may not be widely understood by investors. Some of the companies involved in new industries may be regarded as developmental stage companies, without revenues or operating income or the near-term prospects of them. Many IPOs are by small- or micro-cap companies that are undercapitalized.

Internet Industry Concentration Risks—The Internet Fund

The value of the Internet Portfolio's shares will be susceptible to factors affecting the Internet and Internet-related companies, such as heightened regulatory scrutiny and impending changes in government policies, which may have a material effect on the products and services of this industry. Furthermore, securities of companies in this industry tend to be more volatile than securities of companies in other industries. Competitive pressures and changing demand may have a significant effect on the financial condition of Internet and Internet-related companies. These companies spend heavily on research and development and are especially sensitive to the risk of product obsolescence. The occurrence of any of these factors, individually or collectively, may adversely affect the value of the Internet Portfolio's shares and your investment in the Internet Fund. As artificial intelligence is used more widely, the profitability and growth of Portfolio holdings may be impacted, which could significantly impact the overall performance of the Fund. To the extent the Portfolio invests in companies that are involved in various aspects of artificial intelligence technologies, it is particularly sensitive to the risks of those types of companies. These risks include, but are not limited to, small or limited markets for such securities, changes in business cycles, world economic growth, technological progress, rapid obsolescence, and government regulation.

Leveraging Risk – All Funds

A Portfolio's use of derivative instruments will have the economic effect of financial leverage. The use of leverage by the Investment Adviser may increase the volatility of a Portfolio. These leveraged instruments may result in losses to a Portfolio or may adversely affect a Portfolio's NAV or total return, because instruments that contain leverage are more sensitive to changes in interest rates. A Portfolio may also use borrowed funds to create leverage. Although the use of leverage by a Portfolio may create an opportunity for increased return, it also results in additional risks and can magnify the effect of any losses. If the income and gains earned on the securities and instruments purchased with leverage proceeds are greater than the cost of the leverage, a Portfolio's return will be greater than if leverage had not been used. Conversely, if the income and gains from the securities and instruments purchased with such proceeds does not cover the cost of leverage, a Portfolio's return will be less than if leverage had not been used. In the event of a sudden, precipitous drop in value of a Portfolio's assets, the Portfolio may not be able to liquidate assets quickly enough to pay off its borrowing. Using this investment technique may adversely affect a Portfolio's NAV or total return.

Liquidity Risk – All Funds.

Liquidity risk refers to the possibility that a Portfolio may not be able to sell or buy a security or close out an investment contract at a favorable price or time. Consequently, a Portfolio may have to accept a lesser price to sell a security, sell other securities to raise cash, or give up an investment opportunity, any of which could have a negative effect on a Fund's performance. Infrequent trading of securities also may lead to an increase in their price volatility.

In addition, during periods of reduced market liquidity or in the absence of readily available market quotations for particular investments in a Fund's portfolio, the ability of a Fund to assign an accurate daily value to these investments may be difficult and the Investment Adviser may be required to fair value the investments. Fair value determinations are inherently subjective and reflect good faith judgments based on available information. Accordingly, there can be no assurance that the determination of a security's fair value in accordance with a Fund's valuation procedures will in fact approximate the price at which such Fund could sell that security at that time (*i.e.*, the sale price could differ, sometimes significantly, from the Portfolio's last valuation for the security).

Investors who purchase or redeem shares of a Fund on days when such Fund is holding fair valued securities may receive fewer or more shares or lower or higher redemption proceeds than they would have received if the Fund had not fair valued the securities or had used a different valuation methodology. These risks may be magnified if a Portfolio holds a significant percentage of fair valued or otherwise difficult to value securities, such Portfolio may be particularly susceptible to the risks associated with valuation.

Liquidity risk also refers to the risk of unusually high redemption requests, redemption requests by certain large shareholders such as institutional investors or asset allocators, or other unusual market conditions that may make it difficult for a Fund to sell investments within the allowable time period to meet redemptions. Meeting such redemption requests could require a Fund to sell securities at reduced prices or under unfavorable conditions or access additional means of liquidity, which would reduce the value of such Fund.

Management Risk – All Funds.

Each Fund is actively managed and may not meet its investment objective based on the Investment Adviser's success or failure to implement investment strategies for the Portfolio. The Investment Adviser's evaluations and assumptions regarding issuers, securities, and other factors may not successfully achieve a Fund's investment objective given actual market conditions.

Other Investment Companies – All Funds

The Portfolios may invest in securities issued by other investment companies to the extent permitted by the 1940 Act. Under the 1940 Act, a Portfolio's investments in such securities currently are limited to, subject to certain exceptions, (i) 3% of the total voting stock of any one investment company, (ii) 5% of the Portfolio's total assets with respect to any one investment company and (iii) 10% of the Portfolio's total assets with respect to investment companies in the aggregate. Because other investment companies employ an investment adviser, such investments by each Portfolio may cause shareholders to bear duplicate fees.

Among other things, each Portfolio may invest in money market mutual funds for cash management purposes by "sweeping" excess cash balances into such funds until the cash is invested or otherwise utilized. A Portfolio will indirectly bear its proportionate share of any management fees and other expenses paid by investment companies in which it invests in addition to the advisory and administration fees paid by the Portfolio.

The SEC has adopted revisions to the rules permitting funds to invest in other investment companies to streamline and enhance the regulatory framework applicable to fund of funds arrangements. While Rule 12d1-4 permits more types of fund-of-fund arrangements without reliance on an exemptive order or no-action letters, it imposes new conditions, including limits on control and voting of acquired funds' shares,

evaluations and findings by investment advisers, fund investment agreements, and limits on most three-tier fund structures.

Risks of Investing in Mutual Funds—All Funds

All mutual funds carry risks that may cause you to lose money on your investment in one or more of the Funds. In general, the risks associated with the use of the Master/Feeder Fund Structure and the risks associated with your investment in a Fund are substantially identical to the risks associated with a Fund's investment in a Portfolio. The following describes the primary risks to each Fund that invests in its corresponding Portfolio due to each Portfolio's specific investment objective and strategies. As all investment securities are subject to inherent market risks and fluctuations in value due to earnings, economic and political conditions and other factors, no Fund or its corresponding Portfolio can give any assurance that its investment objective will be achieved.

Market Risks—All Funds

The NAV of each Portfolio will fluctuate based on changes in the value of its underlying portfolio. The securities markets are generally susceptible to volatile fluctuations. Market prices of securities in which each Portfolio invests may be adversely affected by an issuer's having experienced losses or lack of earnings, or by the issuer's failure to meet the market's expectations with respect to new products or services, or even by factors wholly unrelated to the value or condition of the issuer. The value of the securities held by each Portfolio is also subject to the risk that a specific segment of the stock market may not perform as well as the overall market. Under any of these circumstances, the value of a Portfolio's shares and total return will fluctuate, and your investment in the corresponding Fund may be worth more or less than your original cost when you redeem your shares. Advancements in technology may adversely impact markets and the overall performance of the Fund. For example, as artificial intelligence is used more widely, the profitability and growth of Portfolio holdings may be impacted, which could significantly impact the overall performance of the Fund.

Recently, various countries have seen significant internal conflicts and in some cases, civil wars may have had an adverse impact on the securities markets of the countries concerned. In addition, the occurrence of new disturbances due to acts of war or terrorism or other political developments cannot be excluded. Nationalization, expropriation or confiscatory taxation, currency blockage, political changes, government regulation, political, regulatory or social instability or uncertainty or diplomatic developments, tariffs and trading disruptions, including the imposition of sanctions or other similar measures, could adversely affect a Portfolio's investments. Recent examples of the above include conflict, loss of life and disaster connected to ongoing armed conflict between Russia and Ukraine in Europe and Israel and other countries in the Middle East. The extent, duration and impact of these conflicts, related sanctions and retaliatory actions are difficult to ascertain, but could be significant and have severe adverse effects on the region, including significant adverse effects on the regional or global economies and the markets for certain securities and commodities. These impacts could negatively affect a Portfolio's investments in securities and instruments that are economically tied to the applicable region, and include (but are not limited to) declines in value and reductions in liquidity. In addition, to the extent new sanctions are imposed or previously relaxed sanctions are reimposed (including with respect to countries undergoing transformation), complying with such restrictions may prevent the Portfolios from pursuing certain investments, cause delays or other impediments with respect to consummating such investments or divestments, require divestment or freezing of investments on unfavorable terms, render divestment of underperforming investments impracticable, negatively impact the Portfolios' ability to achieve their investment objectives, prevent the Portfolios from receiving payments otherwise due, increase diligence and other similar costs to the Portfolios, render valuation of affected investments challenging, or require the Portfolios to consummate an investment on terms that are less advantageous than would be the case

absent such restrictions. Any of these outcomes could adversely affect the Portfolios' performance, and thus the Funds' performance.

Non-Diversification Risks—All Funds except the Global Fund

Each Portfolio, except the Global Portfolio, and each Fund, except the Global Fund, is a non-diversified fund and therefore may be more susceptible to adverse financial, economic or other developments affecting any single issuer, and more susceptible to greater losses because of these developments. In certain instances, the non-diversified funds may hold relatively substantial portions of their assets in the securities of a single issuer.

Petroleum and Gas Sector Risk – All Funds

The profitability of companies in the oil and gas industry is related to worldwide energy prices, exploration costs and production spending. Companies in the oil and gas industry may be at risk for environmental damage claims and other types of litigation. Companies in the oil and gas industry may be adversely affected by: natural disasters or other catastrophes; changes in exchange rates or interest rates; prices for competitive energy services, economic conditions, tax treatment, or government regulation; government intervention; negative public perception; or unfavorable events in the regions where companies operate (e.g., expropriation, nationalization, confiscation of assets and property, imposition of restrictions on foreign investments or repatriation of capital, military coups, social or political unrest, violence or labor unrest). Companies in the oil and gas industry may have significant capital investments in, or engage in transactions involving, emerging market countries, which may heighten these risks.

Portfolio Borrowing Risks—All Funds

Each Portfolio may leverage its assets, subject to the provisions of the 1940 Act, to fund investment activities or to achieve higher returns. Each Portfolio may borrow money from banks for temporary or emergency purposes in order to meet redemption requests. To reduce its indebtedness, a Portfolio may have to sell a portion of its investments at a time when it may be disadvantageous to do so. In addition, interest paid by a Portfolio on borrowed funds would decrease the net earnings of both that Portfolio and your investment in a corresponding Fund.

Portfolio Turnover Risks—All Funds

Under certain circumstances a Portfolio may take advantage of short-term trading opportunities without regard to the length of time its securities have been held. This strategy often calls for frequent trading of a Portfolio's securities in order to take advantage of anticipated changes in market conditions. Frequent trading by the Portfolio could increase the rate of its portfolio turnover, which would involve correspondingly greater expenses. Such expenses may include brokerage commissions or dealer mark-ups/mark-downs, as well as other transaction costs on the sale of securities and reinvestments in other securities. Such sales also may result in adverse tax consequences to shareholders. If a Portfolio realizes capital gains when it sells its portfolio investments, the corresponding Fund will realize the capital gains on a flow through basis and will make taxable distributions to shareholders to the extent of the net amount of such capital gains. For more information see the heading "Taxes." The trading costs and tax effects associated with such portfolio turnover may adversely affect a Portfolio's performance under these circumstances, and large movements of assets into and out of a Portfolio may negatively impact such Portfolio's ability to achieve its investment objective or maintain its current level of operating expenses.

Sector Concentration Risk – All Funds

Although the Portfolios will not concentrate their investments in any industries, the Portfolios may, at certain times, have concentrations in one or more sectors which may cause the Portfolios to be more

sensitive to economic changes or events occurring in those sectors. **As of December 31, 2025, the Paradigm Portfolio, Small Cap Opportunities Portfolio and Market Opportunities Fund had 61.5%, 43.3% and 35.1% invested in the Utilities sector, respectively. Additionally, as of December 31, 2025, the Internet Portfolio, and Global Portfolio had 61.4% and 25.7% invested in the Finance and Insurance sector, respectively.**

Securities Lending Risks—All Funds

Each Portfolio may lend its portfolio securities to broker-dealers by entering directly into lending arrangements with such broker-dealers or indirectly through repurchase agreements, amounting to no more than 33 1/3% of the total assets of each Portfolio (including any collateral posted) or 50% of the total assets of each Portfolio (excluding any collateral posted). Cash collateral may be invested by a Portfolio in short-term investments, including repurchase agreements and money market funds that meet the requirements of Rule 2a-7 of the 1940 Act. Repurchase transactions will be fully collateralized at all times with cash and/or short-term debt obligations. These transactions involve some risk to a Portfolio if the other party should default on its obligation and the Portfolio is delayed or prevented from recovering the collateral. In the event that the original seller defaults on its obligation to repurchase, a Portfolio will seek to sell the collateral, which could involve costs or delays. To the extent proceeds from the sale of collateral are less than the repurchase price, each Portfolio would suffer a loss if forced to sell such collateral in this manner. In addition, invested collateral will be subject to market depreciation or appreciation, and a Portfolio will be responsible for any loss that might result from its investment of the collateral.

Regulations that took effect in 2019 require certain bank-regulated counterparties and certain of their affiliates to include in certain financial contracts, including many securities lending agreements, terms that delay or restrict the rights of counterparties, such as a Fund, to terminate such agreements, foreclose upon collateral, exercise other default rights or restrict transfers of credit support in the event that the counterparty and/or its affiliates are subject to certain types of resolution or insolvency proceedings. It is possible that these new requirements, as well as potential additional government regulation and other developments in the market, could adversely affect a Portfolio's ability to terminate existing securities lending agreements or to realize amounts to be received under such agreements.

Single Stock Concentration Risk—All Funds

Holding a large portion of its net assets in a single security or issuer exposes a Portfolio to various risks relating to that security or issuer and to the market volatility of that specific security or issuer if the security or issuer performs worse than the market as a whole, which could adversely affect the Fund's performance. As of March 31, 2026, the Internet Portfolio, Global Portfolio, Paradigm Portfolio, the Small Cap Opportunities Portfolio and the Market Opportunities Portfolio each held a large concentration of its net assets in the Land Corporation. Because a large portion of the Land Corporation's revenue is derived from oil and gas royalties, the performance of the Funds could be adversely affected if the underlying markets for oil or gas were to decline, thereby having a more significant impact on the Funds given the concentration in this holding.

Risks of Investment in Small and Medium-Size Companies—All Funds

Each Portfolio may invest in small or medium-size companies. Accordingly, a Portfolio may be subject to the additional risks associated with investment in companies with small or medium-size capital structures (generally a market capitalization of \$5 billion or less). The market prices of the securities of such companies tend to be more volatile than those of larger companies. Further, these securities tend to trade at a lower volume than those of larger, more established companies. If a Portfolio is heavily invested in

these securities and the value of these securities suddenly declines, the NAV of that Portfolio and your investment in a corresponding Fund will be more susceptible to significant losses.

Subsidiary Risk—All Funds

Each Portfolio makes investments through a wholly-owned Subsidiary organized under the laws of Delaware and/or the Cayman Islands. By investing in a Subsidiary, the Portfolio is indirectly exposed to the risks associated with the Subsidiary's investments. The investments held by a Subsidiary are generally similar to those that are permitted to be held by the Portfolio and are subject to the same risks that apply to similar investments if held directly by the Portfolio. These risks are described elsewhere in this Prospectus. There can be no assurance that the investment objective of a Subsidiary will be achieved.

Each Subsidiary is not registered under the 1940 Act, and, unless otherwise noted in this Prospectus, is not subject to all the investor protections of the 1940 Act. However, each Portfolio wholly-owns and controls its Subsidiaries, making it unlikely that a Subsidiary will take action contrary to the interests of a Fund and its shareholders. The Board has oversight responsibility for the investment activities of each Portfolio, including its investment in each Subsidiary, and each Portfolio's role as sole shareholder of its Subsidiaries. Each Portfolio and its corresponding Subsidiaries will be subject to the same investment restrictions and limitations on a consolidated basis, and to the extent applicable to the investment activities of a Subsidiary, each Subsidiary will follow the same compliance policies and procedures as its Portfolio.

Changes in the laws of Delaware, the United States and/or the Cayman Islands could result in the inability of a Portfolio and/or its Subsidiaries to operate as described in this Prospectus and could adversely affect a Fund. For example, the Cayman Islands does not currently impose any income, corporate or capital gains tax or withholding tax on the Cayman Subsidiaries. If Cayman Islands law changes such that the Cayman Subsidiaries must pay Cayman Islands taxes, Fund shareholders would likely suffer decreased investment returns.

Tax Risk—All Funds

To qualify as a RIC, the Funds must, among other things, derive at least 90% of their gross income for each taxable year from sources treated as "qualifying income" under Subchapter M. Although qualifying income does not include income derived directly from commodities – the IRS has issued guidance that bitcoin is to be treated for federal income tax purposes as "property," which thus could be considered a commodity, and the Portfolios, therefore will restrict their gross income from direct investments therein (including shares of the Grayscale Bitcoin Trust) to a maximum of 10% of its gross income for each taxable year — the Portfolios' investment in the Subsidiaries is expected to provide the Funds with indirect exposure to the Grayscale Bitcoin Trust within the limitations of the federal tax requirements of Subchapter M.

The investment of up to 25% of a fund's assets in a foreign subsidiary such as a Cayman Subsidiary is a structure that has been used by a number of RICs as a way of indirectly making commodities-related investments that would not generate qualifying income if they were made directly by the RIC or directly by an entity classified as a partnership for federal income tax purposes in which the RIC invests. Section 851(b) of the Internal Revenue Code provides that income earned by a controlled foreign corporation (a "CFC"), such as a Cayman Subsidiary, will be treated as qualifying income for a RIC provided that CFC distributes those earnings out to the RIC each year. The IRS has issued regulations that provide that where distributions are received from a CFC, amounts included in gross income pursuant to subpart F income rules are considered as dividends and therefore qualifying income. In addition, these regulations provide that subpart F income that is included in a Fund's gross income by virtue of its

investment in the Subsidiary is qualifying income to the extent derived with respect to a Fund's business of investing stock, securities or currencies (even if not distributed currently).

If, however, the IRS were to determine that income derived from a Portfolio's investment in its Cayman or Delaware Subsidiary does not constitute qualifying income and if such positions were upheld by a court, or if future legislation or Treasury regulations were to adversely affect the tax treatment of such investments, that Fund might cease to qualify as a RIC and could be required to reduce its exposure to such investments. In a Senate subcommittee hearing on the subject of RIC commodities-related investments in 2012, Senator Levin, the subcommittee chairman, expressed the view that a wholly-owned foreign subsidiary such as a Cayman Subsidiary, which is used by a RIC to make investments or otherwise to engage in transactions that the RIC could not accomplish directly under the applicable tax rules, should be disregarded as a separate entity for federal income tax purposes. Senator Levin's view was not endorsed by the IRS Commissioner and the Treasury Acting Assistant Secretary for Tax Policy in their hearing testimony and their post-hearing responses to supplemental questions from Senator Levin. If the IRS were ultimately to adopt such a view, however, with respect to the Cayman or Delaware Subsidiary, and if that position were to be sustained by the courts, a Fund might fail to meet the 90% qualifying income test and therefore might not qualify as a RIC. In that event, that Fund's taxable income would be subject to tax at the Fund level at regular corporate tax rates (without reduction for distributions to shareholders) and to a further tax at the shareholder level when such income is distributed. In such an event, in order to re-qualify for taxation as a RIC, the Fund may be required to recognize unrealized gains, pay substantial taxes and interest and make certain distributions.

Valuation Risk—All Funds

The sales price a Portfolio could receive for any particular portfolio investment may differ from a Portfolio's valuation of the investment, particularly for securities or other investments, such as bitcoin, that trade in thin or volatile markets or that are valued using a fair value methodology. Valuation may be more difficult in times of market turmoil since many investors and market makers may be reluctant to purchase complex instruments or quote prices for them. Fair valuation of a Portfolio's investments involves subjective judgment. A Portfolio's ability to value its investments may be impacted by technological issues and/or errors by pricing services or other third party service providers. Shares of the Grayscale Bitcoin Trust are intended to reflect the price of bitcoin assets, less fees and expenses, and shares of the Grayscale Bitcoin Trust have historically traded, and may continue to trade, at a significant discount or premium to net asset value. As such, the price of the Grayscale Bitcoin Trust may go down even if the price of the underlying asset, bitcoin, remains unchanged. Additionally, shares that trade at a premium mean that an investor who purchases \$1 of a portfolio will actually own less than \$1 in assets.

Volatility Risk—All Funds

A Portfolio may have investments, including but not limited to bitcoin, that appreciate or depreciate significantly in value over short periods of time. This may cause a Portfolio's net asset value per share to experience significant increases or declines in value over short periods of time.

Portfolio Holdings Information

A description of the Portfolios' policies and procedures with respect to the disclosure of their portfolio securities is available in the Funds' SAI. Each Portfolio files its portfolio holdings with the SEC and the holdings are publicly available twice each fiscal year on Form N-CSR (with respect to each annual and semi-annual period) and twice each fiscal year on Form N-PORT (with respect to the first and third quarters of the Portfolios' fiscal year). The annual and semi-annual reports are available by contacting

Kinetics Mutual Funds, Inc., c/o U.S. Bank Global Fund Services, P.O. Box 219252, Kansas City, MO 64121-9252 or calling 1-800-930-3828. In addition, the Company may publish on its webpage (www.kineticsfunds.com) month-end (a) top twenty portfolio holdings of each Portfolio and the percentage that each holding represents of the Portfolio’s net assets, (b) top five performing and bottom five performing portfolio holdings of each Portfolio, and (c) for Portfolios that primarily invest in derivatives, cash and fixed income instruments, the top ten (10) derivative and top ten (10) fixed income holdings, along with their respective percentage of net assets in each Portfolio, in all cases no earlier than twenty calendar days after the end of each calendar quarter. This information will be available on the website until the date on which a Fund files its next quarterly portfolio holdings report on Form N-CSR or Part F of Form N-PORT with the SEC or until the next month in which portfolio holdings are posted in accordance with the above policy.

Management of the Funds and the Portfolios

Investment Adviser

Each Portfolio’s investment adviser is Horizon Kinetics Asset Management LLC (“Horizon Kinetics” or the “Investment Adviser”), 470 Park Avenue South New York, New York 10016. The Investment Adviser provides investment advisory services to a family of seven mutual funds with discretionary management authority over approximately \$2.13 billion in assets as of December 31, 2025. The Investment Adviser is a wholly-owned subsidiary of Horizon Kinetics Holding Corporation, a publicly traded company.

The Investment Adviser conducts investment research and supervision for each Portfolio and is responsible for the purchase and sale of securities for each Portfolio. The Investment Adviser is entitled to receive an annual fee from each Portfolio for its services of 1.25% of each Portfolio’s average daily net assets. However, as a result of fee waivers for certain Funds, the advisory fees paid to the Investment Adviser for the fiscal year ended December 31, 2025, were as follows:

| | <u>Advisory Fees</u> <u>(as a percentage of average net assets)</u> |
|------------------------------|--|
| Internet Fund | 1.25% |
| Global Fund | 0.81% |
| Paradigm Fund | 1.25% |
| Small Cap Opportunities Fund | 1.23% |
| Market Opportunities Fund | 0.97% |

A discussion regarding the basis of the Kinetics Portfolios Trust’s (the “Trust”) Board of Trustees’ approval of the investment advisory agreement for each Portfolio is available in the Company’s [Form N-CSR](#) for the period ended June 30, 2025.

Horizon Kinetics, as the Investment Adviser to each Portfolio, is engaged in a broad range of portfolio management, portfolio advisory and other business activities. Horizon Kinetics’ services are not exclusive to the Portfolios and nothing prevents it, or any affiliates, from providing similar services to other investment funds and other clients (whether or not their investment objectives, strategies, or criteria are similar to those of a Portfolio) or from engaging in other activities.

Members of the Investment Team

Steven Bregman and Peter Doyle, as the Co-Chief Investment Officers for Horizon Kinetics Holding Corporation, the parent company to the Investment Adviser, generally oversee the management of each

Portfolio’s investment team. The following persons are members of an investment team: Peter B. Doyle, Steven Bregman, Steven Tuen, James Davolos, Brandon Colavita, and Matthew Houk. Each person’s role varies from Portfolio to Portfolio as indicated in the table below. Each investment team member is an employee of the Investment Adviser.

The Portfolio Manager(s) of a Portfolio are responsible for the day-to-day management of the applicable Portfolio. Each investment team member serves as a research analyst. While the investment team discusses investment ideas and overall portfolio structure, the final buy/sell decision for a particular security resides with the Portfolio’s Portfolio Manager(s).

| | The Internet Portfolio | The Global Portfolio | The Paradigm Portfolio | The Small Cap Opportunities Portfolio | The Market Opportunities Portfolio |
|-------------------------|-------------------------------|-----------------------------|-------------------------------|--|---|
| Peter B. Doyle | Co-Portfolio Manager | Co-Portfolio Manager | Co-Portfolio Manager | Co-Portfolio Manager | Co-Portfolio Manager |
| Steven Tuen | Investment Team Member | Co-Portfolio Manager | N/A | N/A | N/A |
| Steven Bregman | Investment Team Member | Investment Team Member | Co-Portfolio Manager | Investment Team Member | Investment Team Member |
| James Davolos | Co-Portfolio Manager | Co-Portfolio Manager | Co-Portfolio Manager | Co-Portfolio Manager | Co-Portfolio Manager |
| Brandon Colavita | Co-Portfolio Manager | N/A | N/A | N/A | Co-Portfolio Manager |
| Matthew Houk | N/A | N/A | N/A | Co-Portfolio Manager | N/A |

Peter B. Doyle is the Chairman of the Board of the Company and is the Co-Chief Executive Officer of the Investment Adviser with over 40 years of investing experience. In 1994, he co-founded Horizon Asset Management Inc. (“Horizon”), and in 1996 he co-founded Kinetics Asset Management Inc., the predecessor company to the Investment Adviser (“Kinetics”). In May 2011, Horizon and Kinetics merged, thereby resulting in the formation of Horizon Kinetics Asset Management LLC (the “Investment Adviser”). Mr. Doyle is also a Portfolio Manager to ETFs, a closed-end fund, private funds, and separately managed accounts managed by the Investment Adviser. Mr. Doyle is a member of the firm’s Investment Committee, which is responsible for general oversight of all portfolio management decisions across the Investment Adviser. In addition to other outside business activities, Mr. Doyle is a Vice President of FRMO Corp., a publicly traded affiliate of the Investment Adviser.

Steven Bregman is the Co-Chief Executive Officer for the Investment Adviser with over 40 years of investing experience. In 1994, he co-founded Horizon, which merged with Kinetics in May 2011, resulting in the formation of the Investment Adviser. Mr. Bregman is a member of the firm’s Investment Committee, which is responsible for general oversight of all portfolio management decisions across the Investment Adviser. In addition to other outside business activities, Mr. Bregman is also the President and CFO of FRMO Corp., a publicly traded affiliate of the Investment Adviser, and is a member of the Board of Directors of Winland Holdings Corporation, a publicly traded holding company to several subsidiary companies.

Brandon Colavita joined the Firm in 2014 and currently serves as Co-Portfolio Manager of the Horizon Kinetics Blockchain Development ETF, along with several other registered investment companies. Mr. Colavita is involved in developing research, generating investment ideas and performing portfolio analytics for many of the Firm's investment products. He previously held positions within the Firm’s

Client Service & Business Development and Wholesaling teams. Mr. Colavita received a B.S. in Economics from The Wharton School of the University of Pennsylvania where he was also a member of the football team. Mr. Colavita is a CFA® charterholder.

James Davolos joined the Investment Adviser as an analyst in 2005, and is a Portfolio Manager for the Inflation Beneficiaries ETF (“INFL”), along with several mutual funds, ETFs, private funds and separately managed accounts managed by the Investment Adviser.

Steven Tuen joined the Investment Adviser in 1999 as a research analyst. He is a Portfolio Manager for several mutual funds and ETFs managed by the Investment Adviser. In addition to his portfolio manager responsibilities, Mr. Tuen is responsible for conducting and authoring research on behalf of the Investment Adviser.

Matthew Houk joined the Investment Adviser as a research analyst in 2008 and began serving as a Portfolio Manager in 2012. Mr. Houk is also the Chairman, Chief Executive Officer, and Chief Financial Officer of Winland Holdings Corporation, a publicly trading holding company to several subsidiary companies. He is also a member of the Board of Directors of Lamington Road DAC and Bonterra Resources Inc. Prior to joining the Investment Adviser, Mr. Houk held various positions at Goldman, Sachs & Co.

The SAI provides additional information about the portfolio managers’ compensation, other accounts managed by the portfolio managers and the portfolio managers’ ownership of securities in the Funds.

Valuation of Fund Shares

Institutional Class Shares of the Fund are sold at NAV per share, which is determined by each Fund as of the close of regular trading (generally 4:00 p.m. Eastern Time) on each day that the New York Stock Exchange (the “Exchange”) is open for unrestricted business. The Exchange is closed on the following holidays: New Year’s Day, Martin Luther King, Jr.’s Day, Washington’s Birthday/President’s Day, Good Friday, Memorial Day, Juneteenth National Independence Day, Independence Day, Labor Day, Thanksgiving Day and Christmas Day. Purchase and redemption requests are priced at the next NAV per share calculated after receipt and acceptance of a completed purchase or redemption request. The NAV for each Class of shares of each Fund is determined by dividing the value of the Fund’s securities, cash and other assets attributable to that Class, minus all expenses and liabilities attributable to that Class, by the number of shares outstanding of that Class. The NAV for a Class of shares of a Fund takes into account the expenses and fees of that Class, including management, administration, distribution and shareholder servicing fees, which are accrued daily. The NAV of each Portfolio is calculated at the same time and generally in the same manner (*i.e.*, assets-liabilities/ # of shares = NAV per share) as those of each corresponding Fund’s Classes.

Each Portfolio’s equity securities are valued each day at the last quoted market sale price on the securities’ principal exchange. If there is no sales price, a security is valued at the last reported bid price. Securities listed on the Nasdaq Stock Market, Inc., however, are valued using the Nasdaq Official Closing Price (“NOCP”), and if no NOCP is available, then at the last reported bid price. If market quotations are not readily available or if events occur that may significantly affect the value of a particular security between the time trading ends on a particular security and the close of regular trading on the Exchange, securities will be valued at their fair value as determined in good faith in accordance with procedures adopted by the Investment Adviser and approved by the Board of Trustees/Directors. The Board has designated the Investment Adviser as its “valuation designee” under Rule 2a-5 of the 1940 Act, subject to its oversight. Situations involving significant events may include those where: a security’s trading has been halted or suspended; the security has been de-listed from a national exchange; or the security has not

been traded for an extended period of time. In addition, the prices of foreign securities may be affected by events that occur after the close of a foreign market but before a Portfolio prices its shares. See “Trading in Foreign Securities.” Each Portfolio may use independent pricing services to assist in calculating the NAV per share of such Portfolio.

Futures, options on futures and swap contracts that are listed or traded on a national securities exchange, commodities exchange, contract market or over-the-counter markets and that are freely transferable will be valued at the composite price, using the National Best Bid and Offer quotes (“NBBO”). NBBO consists of the highest bid price and lowest ask price across any of the exchanges on which an option is quoted thus providing a view across the entire U.S. options marketplace. Composite option pricing calculates the mean of the highest bid price and lowest ask price across the exchanges where the option is traded. If a composite price is not available, then a quote is provided by one of the authorized pricing vendors. If neither a composite price or quote from an authorized pricing provider is available, and it is the day of expiration or post-expiration, expiring options will be priced at intrinsic value. Non-exchange traded options also will be valued at the mean between the last bid and asked quotations. Securities that have no public market and all other assets of a Portfolio are considered at such value as the Investment Adviser, as valuation designee, may determine in good faith, in accordance with a Portfolio’s valuation procedures as approved by the Trust’s Board of Trustees and the Company’s Board of Directors.

A Portfolio’s debt obligations (including convertible securities) that are either investment grade or non-investment grade and irrespective of days to maturity are valued at evaluated mean by one of the authorized third party pricing agents which rely on various valuation methodologies such as matrix pricing and other analytical pricing models as well as market transactions and dealer quotations. Certain instruments such as repurchase agreements, demand notes, and money market mutual funds are traded at cost and there are no market values available for those instruments from third parties. Those instruments are priced at cost. Debt securities that are not priced by an independent third party pricing agent shall be valued (a) at the last sale price if such last sale occurred within the previous five business days, and (b) if there was no sale price during the previous five business days, at the average of the bids, or the sole bid if there is only one. Debt securities and other securities which, in the judgment of the Investment Adviser, do not properly represent the value of a security will be valued at their fair value as determined in good faith by the Investment Adviser, as valuation designee, in accordance with procedures adopted by the Investment Adviser and approved by the Trust’s Board of Trustees and the Company’s Board of Directors.

Fair valuation of securities introduces an element of subjectivity to the pricing of securities. As a result, the price of a security determined through fair valuation techniques may differ from the price quoted or published by other sources and may not accurately reflect the market value of the security when trading resumes. If a reliable market quotation becomes available for a security formerly valued through fair valuation techniques, the Investment Adviser compares the new market quotation to the fair value price to evaluate the effectiveness of the Portfolios’ fair valuation procedures.

Trading in Foreign Securities

Trading in foreign securities may be completed at times when the Exchange is closed. In computing the NAV per share of each Fund and each corresponding Portfolio, the value of a foreign security is determined as of the close of trading on the foreign exchange on which it is principally traded or as of the scheduled close of trading on the Exchange, whichever is earlier, at the closing sales prices provided by approved pricing services or other alternate sources. In the absence of sales, the last available closing bid will be used. Securities and assets for which market quotations are not readily available are valued at fair value as determined in good faith by the Investment Adviser, as valuation designee. Values of foreign

securities are translated from the local currency into U.S. dollars on the basis of the foreign currency exchange rates, as provided by an independent pricing service or reporting agency, generally prior to the close of the Exchange. Occasionally, events affecting the value of foreign securities and such exchange rates occur between the time at which they are determined and the close of the Exchange, which events would not be reflected in the computation of a Portfolio's NAV. If events materially affecting the value of such securities or currency exchange rates occur during such time period, the securities will be valued at their fair value as determined in good faith by the Investment Adviser, as valuation designee.

How to Purchase Shares

In General

Institutional Class shares of the Funds are sold to institutions, such as banks, trust companies, thrift institutions, corporations and mutual funds, that are purchasing shares on their own behalf or on behalf of discretionary and non-discretionary accounts for which they may receive account level asset-based, management fees. If you are purchasing Institutional Class shares through a financial institution, you must follow the procedures established by your institution. Your financial institution is responsible for sending your purchase order and wiring payment to the transfer agent, U.S. Bank Global Fund Services (in such capacity, the "Transfer Agent"). Your financial institution holds the shares in your name and receives all confirmations of purchases and sales. Financial institutions placing orders for themselves or on behalf of their customers should call the Funds toll free at 1-800-930-3828, or follow the instructions below under "Investing by Telephone," "Purchase by Mail" and "Purchase by Wire."

Institutional Class shares of each Fund are sold at NAV, and will be credited to a shareholder's account at the NAV per share next computed after an order and payment is received. The minimum initial investment is \$1,000,000. There is no minimum on subsequent investments for all account types. The Company reserves the right to vary or waive any minimum investment requirement, including for brokers or agents who invest in the Funds across multiple client accounts if the aggregate investment equals or exceeds \$1,000,000. Each Fund reserves the right to reject any purchase order if, in its opinion, it is in the Fund's best interest to do so. A service fee of \$25 will be deducted from a shareholder's Fund account, in addition to any loss sustained by the Fund, for any purchases that do not clear. Your order will not be accepted until a completed New Account Application is received by the Funds or the Transfer Agent. The Institutional Class is currently available to shareholders of the Paradigm Fund, the Small Cap Fund, and the Market Opportunities Fund.

UBS Financial Services, Inc. ("UBS-FS"), pursuant to an agreement with the Funds, may make Institutional Class Shares available on certain brokerage platforms at UBS-FS. For such platforms, UBS-FS may charge commissions on brokerage transactions in a Fund's Institutional Class Shares. A shareholder should contact UBS-FS for information about the commissions charged by UBS-FS for such transactions. The minimum for Institutional Class Shares is waived for transactions through such brokerage platforms at UBS-FS.

Investing by Telephone

If you have accepted the Telephone and Internet Options on the Institutional Class New Account Application (the "Application") and your account has been open for 7 business days, you may purchase additional shares by telephoning a Fund toll free at 1-800-930-3828. This option allows investors to move money from their bank account to their Fund account upon request. Only bank accounts held at domestic institutions that are Automated Clearing House ("ACH") members may be used for telephone transactions. Your purchase will take place at the NAV per share determined on the day your order is placed, provided that your order is received prior to 4:00 p.m. Eastern Time. During periods of high

market activity, you may encounter higher than usual wait times. Please allow sufficient time to ensure that you will be able to complete your telephone transaction prior to market close. Once a telephone transaction has been placed, it cannot be canceled or modified after the close of regular trading on the NYSE (generally, 4:00 p.m., Eastern Time).

There is no minimum on telephone purchases. You may not make your initial purchase of a Fund's shares by telephone.

Automatic Investment Plan

Once an account has been established, you may purchase shares of a Fund through an Automatic Investment Plan ("AIP"). You can have money automatically transferred from your checking, savings or bank money market account on a monthly basis. There is no minimum purchase amount in order to participate in the AIP.

To be eligible for the AIP, your bank must be a domestic institution that is an ACH member. If your bank rejects your payment, the Transfer Agent will charge a \$25 fee to your account. To begin participating in the AIP, please complete the AIP section on the Application or call the Transfer Agent at 1-800-930-3828 with any questions. The first AIP purchase will take place no earlier than seven business days after the Transfer Agent has received your request. Any request to change or terminate your AIP should be submitted to the Transfer Agent five days prior to the desired effective date of such change or termination. The Funds may modify or terminate the AIP at any time.

Purchase By Mail

To purchase a Fund's shares by mail, simply complete and sign the Application and mail it, along with a check made payable to [NAME OF FUND,] c/o Kinetics Mutual Funds, Inc., to:

Regular Mail

Kinetics Mutual Funds, Inc.
[NAME OF FUND]
c/o U.S. Bank Global Fund Services
P.O. Box 219252
Kansas City, MO 64121-9252

Overnight or Express Mail

Kinetics Mutual Funds, Inc.
[NAME OF FUND]
c/o U.S. Bank Global Fund Services
801 Pennsylvania Ave, Suite 219252
Kansas City, MO 64105-1307

The Funds do not consider the U.S. Postal Service or other independent delivery services to be its agents. Therefore, deposit in the mail or with such services, or receipt at U.S. Bank Global Fund Services post office box, of purchase orders or redemption requests does not constitute receipt by the transfer agent of the Fund. Receipt of purchase orders or redemption requests is based on when the order is received at the Transfer Agent's offices.

All purchases by check must be in U.S. dollars drawn on a bank located within the United States. The Funds will not accept payment in cash or money orders. To prevent check fraud, the Funds will not accept third party checks, Treasury checks, credit card checks, traveler's checks or starter checks for the purchase of shares. The Funds are unable to accept post-dated checks or any conditional order or payment.

Purchase By Wire

To open an account by wire, a completed Application is required before your wire can be accepted. You can mail or overnight deliver your Application to the Transfer Agent at the above address. Upon receipt of your completed Application, an account will be established for you. You will need to provide the assigned account number to your bank when instructing it to wire the funds. Your bank must include along with the wire the name of the Fund, the account number and your name so that monies can be correctly applied. To ensure proper application of wired funds, please call 1-800-930-3828 to notify the applicable Fund that the wire is coming. Wired funds must be received prior to 4:00 p.m. Eastern Time to be eligible for same day pricing. The Funds and U.S. Bank N.A. are not responsible for delays resulting from the banking or Federal Reserve wire system. Please use the following wiring instructions:

Wire to: U.S. Bank N.A.
● ABA Number: 075000022
● Credit: U.S. Bancorp Fund Services, LLC
● Account: 112-952-137
● Further Credit: Kinetics Mutual Funds, Inc.
[NAME OF FUND]
(Shareholder Name/Account Registration)
(Shareholder Account Number)

Subsequent Investments

You may add to your account at any time by purchasing shares by mail, by telephone, or by wire. You may also purchase additional shares online if you have established an online account. To purchase by mail, submit your check with the Invest by Mail form attached to your most recent confirmation statement received from the Transfer Agent. If you do not have the Invest by Mail form, include the Fund name, your name, address, and account number on a separate piece of paper along with your check. To purchase by telephone, call 1-800-930-3828 prior to 4:00 p.m. Eastern Time to place your order. To ensure proper application of wired funds, please call 1-800-930-3828 to notify the Fund that the wire is coming. All purchase requests must include your shareholder account number.

Individual Retirement Accounts

You may invest in any Fund by establishing a tax-sheltered IRA. Each Fund offers Traditional IRA, Roth IRA, SEP IRA, SIMPLE IRA, and Coverdell Education Savings Accounts. For additional information on IRA options, please call 1-800-930-3828.

Investing Through Brokers or Agents

You may invest in each Fund through brokers or agents who have entered into selling agreements with the Funds' distributor. The broker or agent may set their own initial and subsequent investment minimums. You may be charged a fee if you use a broker or agent to buy or redeem shares of a Fund.

How to Redeem Shares

In General

Orders to sell or "redeem" Institutional Class shares should be placed with the same financial institution that placed the original purchase order in accordance with the procedures established by that institution. Your financial institution is responsible for sending your order to the Transfer Agent and for crediting your account with the proceeds.

You may redeem part or all of your shares of a Fund on any business day that the Fund calculates its NAV per share. To redeem shares, you must contact the Fund in which you are invested either by mail or by phone to place a redemption order. Redemption requests may also be placed online if you have established an online account. You should request your redemption prior to market close to obtain that day's closing NAV. Redemption requests received after the close of the Exchange will be treated as though received on the next business day.

Each Fund will generally send redemption proceeds the next business day and, in any event, no later than seven days after the receipt of a redemption request in "good order" (see below). Please note, however, that when a purchase order has been made by check or electronic funds transfer through the ACH network, a Fund will not be able to send your redemption proceeds until the purchase amount has cleared. This may take up to 12 calendar days. This delay can be avoided by purchasing shares by wire. Since each Fund invests all of its investable assets in a corresponding Portfolio, a Fund will normally need to redeem a portion of its investment in its corresponding Portfolio in order to meet redemption requests.

The Portfolios typically expect that a Portfolio will hold cash or cash equivalents to meet redemption requests. The Funds may also use the proceeds from the sale of portfolio securities to meet redemption requests if consistent with the management of the Portfolios. These redemption methods will be used regularly and may also be used in stressed market conditions. The Portfolios reserve the right to redeem in-kind as described under "Additional Information." Redemptions in-kind are typically used to meet redemption requests that represent a large percentage of a Portfolio's net assets in order to minimize the effect of large redemptions on a Portfolio and its remaining shareholders. Redemptions in-kind may be used regularly in circumstances as described above, and may also be used in stressed market conditions.

Redemption proceeds may be sent to the address of record, wired to a shareholder's bank account of record, or sent via electronic funds transfer through the ACH network to the shareholder's bank account of record. Wires are subject to a \$15 fee paid by the investor, but the investor does not incur any charge when proceeds are sent via the ACH system. If the redemption proceeds are requested to be sent to an address other than the address of record, or if the address of record has been changed within 15 days of the redemption request, the request must be in writing with your signature guaranteed. Signature guarantees can be obtained from domestic banks, brokers, dealers, credit unions, national securities exchanges, registered securities associations, clearing agencies and savings association, as well as from participants in the New York Stock Exchange Medallion Signature Program and the Securities Transfer Agents Medallion Program ("STAMP"), *but not from a notary public*. The Funds will not be responsible for interest lost on redemption amounts due to lost or misdirected mail.

A signature guarantee, from either a Medallion program member or non-Medallion program member of each owner is required in the following situations:

- If you are requesting a change in account ownership;
- When redemption proceeds are payable or sent to any person, address or bank account not on record;
- Written requests to wire redemption proceeds (if not previously authorized on the account);
- When a redemption request is received by the Transfer Agent and the account address has changed within the last 15 calendar days.

Non-financial transactions, including establishing or modifying certain services on an account, may require a signature guarantee, signature verification from a Signature Validation Program member, or other acceptable form of authentication from a financial institution source. In addition to the situations

described above, the Fund(s) and/or the Transfer Agent reserve the right at their discretion to require a signature guarantee or signature validation in other circumstances. The Fund(s) reserve the right to waive any signature guarantee requirement at its/their discretion.

Written Redemption

You can execute most redemptions by furnishing an unconditional written request to a Fund in which you are invested to redeem your shares at the current NAV per share. Redemption requests in writing should be sent to the Transfer Agent at:

Regular Mail

Kinetics Mutual Funds, Inc.
[NAME OF FUND]
c/o U.S. Bank Global Fund Services
P.O. Box 219252
Kansas City, MO 64121-9252

Overnight or Express Mail

Kinetics Mutual Funds, Inc.
[NAME OF FUND]
c/o U.S. Bank Global Fund Services
801 Pennsylvania Avenue, Suite 219252
Kansas City, MO 64105-1307

The Funds do not consider the U.S. Postal Service or other independent delivery services to be its agents. Therefore, deposit in the mail or with such services, or receipt at U.S. Bank Global Fund Services post office box, of purchase orders or redemption requests does not constitute receipt by the transfer agent of the Fund. Receipt of purchase orders or redemption requests is based on when the order is received at the Transfer Agent's offices.

Requests for redemption in "good order" must:

- indicate the name of the Fund;
- be signed exactly as the shares are registered, including the signature of each owner (including a signature guarantee when required);
- specify the number of shares or dollar amount to be redeemed; and
- indicate your account registration number.

Telephone Redemption

If you are authorized to perform telephone transactions (either through your Application or by subsequent arrangement in writing with a Fund) you may redeem shares in any amount by instructing the Fund in which you are invested by phone at 1-800-930-3828. A signature guarantee or signature validation may be required of all shareholders in order to add or change telephone redemption privileges on an existing account.

Note: Neither the Funds nor any of their service providers will be liable for any loss or expense in acting upon instructions that are reasonably believed to be genuine. To confirm that all telephone instructions are genuine, each Fund will use reasonable procedures, such as requesting:

- your Fund account number;
- the name in which your account is registered;
- the social security or tax identification number under which the account is registered; and
- the address of the account holder, as stated in the Application.

Note: If an account has more than one owner or authorized person, the Fund will accept telephone instructions from any one owner or authorized person.

During periods of high market activity, you may encounter higher than usual wait times. Please allow sufficient time to ensure that you will be able to complete your telephone transaction prior to market close. If you are unable to contact the Funds by telephone, you may make your redemption request in writing. Once a telephone transaction has been placed, it cannot be canceled or modified after the close of regular trading on the NYSE (generally, 4:00 p.m., Eastern Time).

Wire Redemption

Wire transfers may be arranged to redeem shares. However, the Transfer Agent charges a \$15 fee per wire redemption against your account for this service. There is no minimum on wire redemptions.

Systematic Withdrawal Plan

If you own shares with a value of \$5,000,000 or more, you may participate in the Systematic Withdrawal Plan. The Systematic Withdrawal Plan allows you to make automatic withdrawals from your account at regular intervals (monthly, quarterly or annually). Proceeds can be mailed via check to the address of record, or sent via electronic funds transfer through the ACH system to your bank account if your bank is an ACH system member. If the date you select to have the withdrawal made is a weekend or holiday, the redemption will be made on the next business day. Money will be transferred from your Fund account to the account you chose at the interval you select on the Application. If you expect to purchase additional shares of a Fund, it may not be to your advantage to participate in the Systematic Withdrawal Plan because of the possible adverse tax consequences of making contemporaneous purchases and redemptions. There is no minimum on systematic withdrawals. Any request to change or terminate your Systematic Withdrawal Plan should be submitted to the Transfer Agent five days prior to the next scheduled withdrawal.

The Funds' Right to Redeem an Account

Each Fund reserves the right to redeem the shares of any shareholder, other than a shareholder who is an active participant in the AIP, whose account balance is less than \$100,000, other than as a result of a decline in the NAV of a Fund. Each Fund will provide shareholders with written notice 30 days prior to redeeming the shareholder's account.

IRA Redemption

If you are an IRA shareholder, you must indicate on your written redemption request whether or not to withhold federal income tax. Requests that do not indicate a preference will be subject to withholding. Shares held in IRA accounts may be redeemed by telephone at 1-800-930-3828. Investors will be asked whether or not to withhold taxes from any distribution.

Householding

By signing the Application, you acknowledge and consent to the householding (*i.e.*, consolidation of mailings) of regulatory documents such as prospectuses, and certain other shareholder documents. In an effort to decrease costs, the Funds will reduce the number of duplicate prospectuses, supplements and certain other shareholder documents you receive by sending only one copy of each to those addresses shared by two or more accounts. Call toll-free at 1-800-930-3828 to request individual copies of documents; if your shares are held through a Financial Intermediary, please contact them directly. The Funds will begin sending individual copies 30 days after receiving your request. This policy does not apply to account statements.

Shareholder Inactivity/Lost Shareholder

It is important that the Fund maintain a correct address for each investor. An incorrect address may cause an investor's account statements and other mailings to be returned to a Fund. Based upon statutory requirements for returned mail, the Fund will attempt to locate the investor or rightful owner of the account. If the Fund is unable to locate the investor, then they will determine whether the investor's account can legally be considered abandoned. The Fund is legally obligated to escheat (or transfer) abandoned property to the appropriate state's unclaimed property administrator in accordance with statutory requirements. The investor's last known address of record determines which state has jurisdiction. Under certain circumstances, if no activity occurs in an account within a time period specified by state law, your shares in a Fund may be transferred to that state.

Investors with a state of residence in Texas have the ability to designate a representative to receive legislatively required unclaimed property due diligence notifications. Please contact the Texas Comptroller of Public Accounts for further information.

Redemption Fees

The Funds are designed for long-term investors willing to accept the risks associated with a long-term investment. In accordance with policies and procedures adopted by the Board of Directors of the Company, frequent purchases and redemptions of Fund shares are not encouraged but are generally permitted by the Funds. Such purchases and redemptions may have an adverse effect on other Fund shareholders, including, without limitation, the possibility of disrupting portfolio management strategies, increasing brokerage and administrative costs, harming Fund performance and possible dilution of the value of Fund shares held by long-term shareholders. The Company may, in its sole discretion, reject purchase orders when, in the judgment of management, such rejection is in the best interest of a Fund and its shareholders. The Funds assess a 2.00% fee on the redemption or exchange of Fund shares held for 30 days or less from the date of purchase. The fee is paid back to the Fund from which the investor redeemed to help offset any potential transaction costs.

The Funds will use the first-in, first-out method to determine the 30-day holding period. Under this method, the date of the redemption or exchange will be compared to the earliest purchase date of shares held in the account. If this holding period is 30 days or less, the redemption fee will be assessed.

The redemption fee will not apply to any shares purchased through reinvested distributions (dividends and capital gains), or to redemptions made under the Funds' systematic programs, as these transactions are typically de minimis. This fee will also not be assessed to the participants in employer-sponsored retirement plans that are held at the Funds in an omnibus account (such as 401(k), 403(b), 457, Keogh, Profit Sharing Plans, and Money Purchase Pension Plans) or to accounts held under trust agreements at a trust institution held at the Funds in an omnibus account. The redemption fee will also not be assessed to accounts of the Investment Adviser or its affiliates used to capitalize the Funds as such accounts will be used specifically to control the volatility of shareholder subscriptions and redemptions to avoid adverse effects to the Funds. In addition, the Funds are authorized to waive redemption fees for redemptions effected pursuant to asset allocation programs, wrap fee programs, other investment programs offered by financial institutions, and the Company reserves the right to lower or waive any redemption fee. Although frequent purchases and redemptions of Fund shares are generally permitted, the Funds only intend to waive redemption fees for redemptions the Funds reasonably believe do not raise frequent trading or market timing concerns.

The Funds reserve the right to modify or eliminate the redemption fees or waivers at any time and will give shareholders 60 days' prior written notice of any material changes, unless otherwise provided by

law. The redemption fee policy may be modified or amended in the future to reflect, among other factors, regulatory requirements mandated by the SEC.

Currently, the Funds are limited in their ability to assess or collect the redemption fee on all shares redeemed by financial intermediaries on behalf of their customers. For example, where a financial intermediary is not able to determine if the redemption fee applies and/or is not able to assess or collect the fee, or does not collect the fee at the time of a redemption, a Fund will not receive the redemption fee. If Fund shares are redeemed by a financial intermediary at the direction of its customers, the Fund may not know whether a redemption fee is applicable or the identity of the customer who should be assessed the redemption fee. Due to operational differences, a financial intermediary's methods for tracking and calculating the redemption fee may differ in some respects from that of the Fund. If necessary, the Funds may prohibit additional purchases of Fund shares by a financial intermediary or by certain of the intermediaries' customers.

Notice of Customer Verification

In compliance with the USA PATRIOT Act of 2001, please note that the Transfer Agent will verify certain information on your Application as part of the Funds' Anti-Money Laundering Program. As requested on the Application, you must supply your full name, date of birth, social security number and permanent street address. If you are opening the account in the name of a legal entity (*e.g.*, partnership, limited liability company, business trust, corporation, etc.), you must also supply the identity of the beneficial owners. Mailing addresses containing only a P.O. Box will not be accepted. Please contact the Transfer Agent at 1-800-930-3828 if you need additional assistance when completing your Application.

If we do not have a reasonable belief as to the identity of a shareholder, the account will be rejected or you will not be allowed to perform a transaction on the account until such information is received. In the rare event that the Transfer Agent is unable to verify your identity, each Fund reserves the right to redeem your account at the current day's net asset value.

Exchange Privilege

If you have accepted the Telephone and Internet Options on the Application, you can exchange your shares in any Fund for shares of the same class of any other Fund offered by the Company, (*e.g.*, Institutional Class shares for Institutional Class shares). If the exchange is requested via telephone, a \$5 per exchange transaction cost will be assessed. You should carefully read the Prospectus of a Fund before exchanging shares into that Fund. Be advised that exercising the exchange privilege consists of two transactions: a sale of shares in one Fund and the purchase of shares in another Fund. Therefore, an exchange of Fund shares held for 30 days or less may be subject to a 2.00% redemption fee. See "Redemption Fees" above. Further, exchanges may have certain tax consequences and you could realize short- or long-term capital gains or losses. Exchanges are generally made only between identically registered accounts unless you send written instructions with a signature guarantee requesting otherwise. You should request your exchange prior to market close to obtain that day's closing NAV. Exchange requests received after the close of the Exchange will be treated as though received on the next business day.

Call 1-800-930-3828 to learn more about the other funds or classes offered by the Company and about exercising your exchange privilege.

Distributions and Taxes

Distributions

Distributions (whether treated for tax purposes as ordinary income, qualified dividend income, section 199A dividends or long-term capital gains) to shareholders of each Fund are generally paid in additional shares of the same Class of the Fund in which shareholders are already invested, with no sales charge, based on the NAV per share of that Class as of the close of business on the record date for such distributions. However, you may elect on the Application to receive distributions as follows:

Option 1: To receive income dividends and capital gain distributions in additional Fund shares, or

Option 2: To receive all income dividends and/or capital gain distributions in cash.

Option 3: To reinvest capital gain distributions in additional Fund shares, while receiving income distribution in cash.

Option 4: To reinvest all income dividends in additional Fund shares, while receiving capital gain distributions in cash.

You may change your dividend and capital gain distribution election in writing or by calling the Transfer Agent in advance of the next distribution.

Each Fund intends to pay any dividends from investment company taxable income and distributions representing capital gain at least annually, usually in December. Each Fund will advise each shareholder annually of the amounts of dividends from investment company taxable income and of net capital gain distributions reinvested or paid in cash to the shareholder during the calendar year.

If you selected any distributions to be paid in cash and the U.S. Postal Service cannot deliver your distribution checks, or if your distribution checks remain uncashed for six months, your distribution checks will be reinvested in your account at the then current NAV of the appropriate Fund and your election will be converted to the purchase of additional shares.

Taxes

The following is a summary of certain United States tax considerations relevant under current law, which may be subject to change in the future. Except where otherwise indicated, the summary assumes you are a U.S. citizen or resident or otherwise subject to U.S. federal income tax. You should consult your tax adviser for further information regarding federal, state, local and/or foreign tax consequences relevant to your specific situation.

Fund Distributions

Each Fund has qualified and intends to continue to qualify for federal tax purposes as a regulated investment company and to distribute substantially all of its taxable income, including its net capital gain (the excess of net long-term capital gain over net short-term capital loss). Except as otherwise noted below, you will generally be subject to federal income tax on Fund distributions to you regardless whether they are paid in cash or reinvested in additional shares. Fund distributions attributable to short-term capital gains and net investment income will generally be taxable to you as ordinary income, except as discussed below.

Distributions attributable to the net capital gain of a Fund generally are taxable to you as long-term capital gain, regardless of how long you have held your shares. The maximum long-term capital gain rate applicable to individuals, estates and trusts is currently 23.8% (which includes a 3.8% Medicare tax).

Distributions of “qualifying dividends” will also generally be taxable to you at long-term capital gain rates, as long as certain requirements are met. In general, if 95% or more of the gross income of a Fund (other than net capital gain) consists of dividends received from domestic corporations or “qualified” foreign corporations (“qualifying dividends”), then all distributions paid by the Fund to individual shareholders will be taxed at long-term capital gain rates. But if less than 95% of the gross income of a Fund (other than net capital gain) consists of qualifying dividends, then distributions paid by the Fund to individual shareholders will be qualifying dividends only to the extent they are derived from qualifying dividends earned by the Fund. For the lower rates to apply, you must have owned your Fund shares for at least 61 days during the 121-day period beginning on the date that is 60 days before the Fund’s ex-dividend date (and the Fund will need to have met a similar holding period requirement with respect to the shares of the corporation paying the qualifying dividend). The amount of a Fund’s distributions that qualify for this favorable treatment may be reduced as a result of the Fund’s securities lending activities (if any), a high portfolio turnover rate or investments in debt securities or non-qualified foreign corporations. Also, distributions of income attributable to each Cayman Subsidiary will generally not be “qualifying dividends.”

Certain Funds may make distributions to you of “section 199A dividends” with respect to qualified dividends that it receives with respect to such Fund’s investments in REITs. A section 199A dividend is any dividend or part of such dividend that the Fund pays to you and reports as a section 199A dividend in written statements furnished to you. Distributions paid by a Fund that are eligible to be treated as section 199A dividends for a taxable year may not exceed the “qualified REIT dividends” received by the Fund from a REIT reduced by the Fund’s allocable expenses. Section 199A dividends may be taxed to individuals and other non-corporate shareholders at a reduced effective federal income tax rate, provided you have satisfied a holding period requirement for the Fund’s shares and satisfied certain other conditions. For the lower rates to apply, you must have owned your Fund shares for at least 46 days during the 91-day period beginning on the date that is 45 days before the Fund’s ex-dividend date, but only to the extent that you are not under an obligation (under a short-sale or otherwise) to make related payments with respect to positions in substantially similar or related property.

Distributions from each Fund will generally be taxable to you in the taxable year in which they are paid, with one exception. Distributions declared by a Fund in October, November or December and paid in January of the following year are taxed as though they were paid on December 31. You will be notified annually of the tax status of distributions to you.

A portion of distributions attributable to investments in U.S. corporations paid by a Fund to shareholders who are corporations may also qualify for the dividends-received deduction for corporations, subject to certain holding period requirements and debt financing limitations. The amount of such dividends qualifying for this deduction may, however, be reduced as a result of a Fund’s securities lending activities (if any), by a high portfolio turnover rate or by investments in debt securities.

The Funds may be subject to foreign withholding or other foreign taxes on income or gain from certain foreign securities. If more than 50% of the value of the total assets of a Fund consists of stocks and securities (including debt securities) of foreign corporations at the close of a taxable year, a Fund may elect, for federal income tax purposes, to treat certain foreign taxes paid by it, including generally any withholding and other foreign income taxes, as paid by its shareholders. If a Fund makes this election, the amount of those foreign taxes paid by a Fund will be included in its shareholders’ income pro rata (in addition to taxable distributions actually received by them), and each such shareholder will be entitled either (1) to credit that proportionate amount of taxes against U.S. federal income tax liability as a foreign tax credit, or (2) to take that amount as an itemized deduction. If a Fund is not eligible or chooses not to

make this election, the Fund will be entitled to deduct any such foreign taxes in computing the amounts it is required to distribute.

You should note that if you purchase shares just before a distribution, the purchase price will reflect the amount of the upcoming distribution, but you will be taxed on the entire amount of the distribution received, even though, as an economic matter, the distribution simply constitutes a return of capital. This adverse tax result is known as “buying into a dividend.”

Sales and Exchanges

You will generally recognize taxable gain or loss for federal income tax purposes on a sale, exchange or redemption of your shares in a Fund, including an exchange of shares pursuant to a Fund’s exchange privilege, based on the difference between your tax basis in the shares and the amount you receive for them. Generally, you will recognize long-term capital gain or loss if you have held your Fund shares for over twelve months at the time you dispose of them.

Any loss realized on shares held for six months or less will be treated as a long-term capital loss to the extent of any capital gain dividends that were received on the shares. Additionally, any loss realized on a disposition of shares of a Fund may be disallowed under “wash sale” rules to the extent the shares disposed of are replaced with other shares of the same Fund within a period of 61 days beginning 30 days before and ending 30 days after the shares are disposed of, such as pursuant to a dividend reinvestment in shares of the Fund. If disallowed, the loss will be reflected in an upward adjustment to the basis of the shares acquired.

For shares acquired on or after January 1, 2012, the Funds (or relevant broker or financial adviser) are required to compute and report to the Internal Revenue Service (the “IRS”) and furnish to Fund shareholders cost basis information when such shares are sold or exchanged. The Funds have elected to use the average cost method, unless you instruct the Funds to use a different IRS-accepted cost basis method or choose to specifically identify your shares at the time of each sale or exchange. If your account is held by your broker or other financial adviser, they may select a different cost basis method. In these cases, please contact your broker or other financial adviser to obtain information with respect to the available methods and elections for your account. You should carefully review the cost basis information provided by the Funds and make any additional basis, holding period or other adjustments that are required when reporting these amounts on your federal and state income tax returns. Fund shareholders should consult with their tax advisers to determine the best IRS-accepted cost basis method for their tax situation and to obtain more information about how the cost basis reporting requirements apply to them.

IRAs and Other Tax-Qualified Plans

One major exception to the preceding tax principles is that distributions on, and sales, exchanges and redemptions of, shares held in an IRA (or other tax-qualified plan) will not be currently taxable unless such shares were acquired with borrowed funds.

Backup Withholding

On the Application, you will be asked to certify that your social security number or taxpayer identification number is correct and that you are not subject to backup withholding. If you (i) fail to provide a correct taxpayer identification number in the manner required; (ii) are subject to backup withholding by the IRS for failure to properly include on your return payments of taxable interest or dividends; or (iii) fail to certify that you are not subject to backup withholding when required to do so or that you are an “exempt recipient,” the IRS may, in certain cases, require each Fund to withhold a percentage of dividends, redemption or exchange proceeds. Each Fund reserves the right to reject any

application that does not include a certified social security or taxpayer identification number. The current backup withholding rate is 24%.

U.S. Tax Treatment of Foreign Shareholders

Generally, nonresident aliens, foreign corporations and other foreign investors are subject to 30% withholding tax on dividends paid by a U.S. corporation, although the rate may be reduced for an investor that is a qualified resident of a foreign country with an applicable income tax treaty with the United States (provided that the shareholder furnishes the Fund with a properly completed Form W-8BEN or W-8BEN-E, as applicable, to establish entitlement for these treaty benefits). In the case of regulated investment companies such as the Funds, however, certain categories of dividends are exempt from the 30% withholding tax. These generally include dividends attributable to the Funds' net capital gains (the excess of net long-term capital gains over net short-term capital loss), dividends attributable to the Funds' interest income from U.S. obligors and dividends attributable to net short-term capital gains of the Funds.

Foreign shareholders will generally not be subject to U.S. tax on gains realized on the sale, exchange or redemption of shares in a Fund, except that a nonresident alien individual who is present in the United States for 183 days or more in a calendar year will be taxable on such gains and on capital gain dividends from a Fund.

In contrast, if a foreign investor conducts a trade or business in the United States and the investment in a Fund is effectively connected with that trade or business, then the foreign investor's income from the Fund will generally be subject to U.S. federal income tax at graduated rates in a manner similar to the income of a U.S. citizen or resident.

Each Fund will also generally be required to withhold 30% tax on certain payments to foreign entities that do not provide a Form W-8BEN-E that evidences their compliance with, or exemption from, specified information reporting requirements under the Foreign Account Tax Compliance Act.

All foreign investors should consult their own tax advisers regarding the tax consequences in their country of residence of an investment in a Fund.

State and Local Taxes

You may also be subject to state and local taxes on distributions, sales, exchanges and redemptions. State income taxes may not apply, however, to any portions of a Fund's distributions, if any, that are attributable to interest on U.S. government securities or interest on securities of the particular state or localities within the state in which you live. You should consult your tax adviser regarding the tax status of distributions in your state and locality.

More tax information relating to the Funds is provided in the SAI.

Distribution of Shares

Distributor

Kinetics Funds Distributor LLC ("KFD"), an affiliate of the Investment Adviser, 470 Park Avenue South, New York, New York 10016, is the distributor for the shares of the Funds. KFD is a registered broker-dealer and member of the Financial Industry Regulatory Authority, Inc. Shares of each Fund are offered on a continuous basis.

Shareholder Servicing Agents

Pursuant to separate shareholder servicing agreements, the Investment Adviser has entered into shareholder servicing agreements under which the Investment Adviser may perform, or arrange for others to perform, certain shareholder functions. For these shareholder services, the Investment Adviser and/or shareholder servicing agents are entitled to receive an annual shareholder servicing fee in the amount of 0.20% of the average daily net assets attributable to the Institutional Class. The Investment Adviser has contractually agreed to waive and/or reimburse the portion of the shareholder servicing fee with respect to the Institutional Class in excess of 0.05% of the average daily net assets attributable to the Institutional Class until at least April 30, 2027. The Investment Adviser and/or its affiliates may pay additional compensation from time to time, out of their assets and not as an additional charge to the Funds, to selected shareholder servicing agents and other persons in connection with providing services to the holders of the Funds' Institutional Class.

Arrangements with Certain Financial Institutions

The Investment Adviser and/or its affiliates may make payments to selected affiliated or unaffiliated broker-dealers and other financial institutions ("Financial Institutions") from time to time in connection with the sale, distribution, retention and/or servicing of shares of the Funds and other funds managed by the Investment Adviser or its affiliates. These payments are made out of the Investment Adviser's, and/or its affiliates', own assets and are not an additional charge to the Funds. The payments are in addition to the shareholder servicing fees described in this Prospectus. The amount of such payments may be significant in amount and the prospect of receiving any such payments may provide Financial Institutions or their employees with an incentive to favor sales of shares of the Funds over other investment options. You should contact your Financial Institution for more information about the payments it may receive and potential conflicts of interest.

Fund Administrator

U.S. Bancorp Fund Services, LLC, doing business as U.S. Bank Global Fund Services ("Fund Services"), serves as administrator to each Fund and each Portfolio.

Custodian, Transfer Agent, Dividend Disbursing Agent and Fund Accountant

U.S. Bank N.A. serves as Custodian for each Fund's cash and securities. The Custodian does not assist in, and is not responsible for, investment decisions involving assets of the Funds. Fund Services acts as each Fund's Transfer Agent, Dividend Disbursing Agent and Fund Accountant.

Unique Characteristics of the Fund Structure

Unlike other mutual funds that directly acquire and manage their own portfolio securities, each Fund invests all of its investable assets in a Portfolio that is a series of a separately registered investment company. The Portfolio, in turn, invests in securities, using the strategies described in this Prospectus.

In addition to selling a beneficial interest to a Fund or Funds, a Portfolio could also sell beneficial interests to other mutual funds or institutional investors. Such investors would invest in such Portfolio on the same terms and conditions and would pay a proportionate share of such Portfolio's expenses. However, other investors in a Portfolio are not required to sell their shares at the same public offering price as a Fund, and might bear different levels of ongoing expenses than the Fund. Shareholders of the Funds should be aware that these differences would result in differences in returns experienced in the different funds that invest in a Portfolio. Such differences in returns are also present in other mutual fund structures.

Smaller funds investing in a Portfolio could be materially affected by the actions of larger funds investing in the Portfolio. For example, if a large feeder fund were to withdraw from a Portfolio, the remaining funds might experience higher pro rata operating expenses, thereby producing lower returns. Additionally, the Portfolio could become less diverse, resulting in increased portfolio risk. However, that possibility also exists for traditionally structured funds that have large or institutional investors. Funds with a greater pro rata ownership in a Portfolio could have effective voting control of such Portfolio.

Certain changes in a Portfolio's objective, policies or restrictions might require the Company to withdraw the corresponding Fund's interest in such Portfolio. Any such withdrawal could result in a distribution in kind of portfolio securities (as opposed to a cash distribution from such Portfolio). A Fund could incur brokerage fees or other transaction costs in converting such securities to cash. In addition, a distribution in kind could result in a less diversified portfolio of investments or adversely affect the liquidity of a Fund.

The Company's Board of Directors retains its right to withdraw any Fund's investment from a Portfolio at any time if the Board of Directors determines that such withdrawal would be in the best interest of the Fund's shareholders. The Fund would then resume investing directly in individual securities of other issuers or invest in another Portfolio of the Trust.

The SAI contains more information about each Fund and Portfolio, the Master/Feeder Fund Structure and the types of securities in which each Portfolio may invest.

Counsel and Independent Registered Public Accounting Firm

Legal matters in connection with the issuance of shares of common stock of each Fund are passed upon by Seward & Kissel LLP, 901 K Street N.W., Suite 800, Washington, DC 20001.

Tait, Weller & Baker LLP, Two Liberty Place, 50 South 16th Street, Suite 2900, Philadelphia, PA 19102, is the independent registered public accounting firm for the Funds.

Description of Indexes

The S&P 500[®] Index is an unmanaged index created by S&P Global that is considered to represent U.S. stock market performance in general. The Index is not an investment product available for purchase and does not include any deduction for fees, expenses or taxes.

S&P 600[®] SmallCap Index measures the small-cap segment of the U.S. equity market. The index is designed to track companies that meet specific inclusion criteria to ensure that they are liquid and financially viable.

The MSCI USA Small Cap Index is designed to measure the performance of the small cap segment of the US equity market. The index represents approximately 14% of the free float-adjusted market capitalization in the U.S.

The NASDAQ Composite[®] Index is a broad-based capitalization-weighted index of all Nasdaq stocks. The Index does not include the reinvestment of dividends or deductions for fees, expenses or taxes.

The MSCI EAFE[®] Index (Europe, Australasia, Far East) is a free float-adjusted market capitalization index that is designed to measure the equity market performance of developed markets, excluding the US & Canada. As of March 31, 2026, the MSCI EAFE[®] Index consisted of the following developed market country indices: Australia, Austria, Belgium, Denmark, Finland, France, Germany, Hong Kong, Ireland, Israel, Italy, Japan, the Netherlands, New Zealand, Norway, Portugal, Singapore, Spain, Sweden, Switzerland and the UK.

The MSCI ACWI (All Country World Index) Index is a free float-adjusted market capitalization weighted index that is designed to measure the equity market performance of developed and emerging markets. As of March 2026, it covers 2,558 constituents across 11 sectors and approximately 85% of the free float-adjusted market capitalization in each market. The index is built using MSCI's Global Investable Market Index (GIMI) methodology, which is designed to take into account variations reflecting conditions across regions, market-cap sizes, sectors, style segments and combinations.

Financial Highlights

The financial highlights tables set forth below are intended to help you understand each Fund's financial performance for the last five fiscal years. Most of the information reflects financial results with respect to a single Fund share. The total returns in the tables represent the rates that an investor would have earned (or lost) on an investment in the Funds (assuming reinvestment of all dividends and distributions).

The financial information provided was audited by Tait, Weller & Baker LLP, whose report, along with the Funds' financial statements, are included in each Fund's [Form N-CSR](#) for its most recent fiscal year, which was filed with the SEC, and incorporated by reference into the SAI, both of which are available upon request, or by following the hyperlink to the [Form N-CSR](#) for the fiscal year ended December 31, 2025.

The financial highlights tables set forth below are for the Institutional Class shares of the Paradigm Fund, the Small Cap Fund, and the Market Opportunities Fund. Because the Institutional Class shares of the Internet Fund and the Global Fund had not commenced operations as of December 31, 2025, the financial highlights tables provided below are for the Funds' No Load Class shares.

The Internet Fund

| | No Load Class | | | | |
|--|---|---|---|---|---|
| | For the Year Ended December 31, 2025 | For the Year Ended December 31, 2024 | For the Year Ended December 31, 2023 | For the Year Ended December 31, 2022 | For the Year Ended December 31, 2021 |
| PER SHARE DATA: ⁽¹⁾ | | | | | |
| Net Asset Value, Beginning of Year | \$102.51 | \$58.64 | \$45.53 | \$60.64 | \$53.01 |
| Income from Investment Operations: | | | | | |
| Net investment income (loss) ⁽²⁾ | (0.98) | (0.09) | 0.40 | (0.30) | (0.83) |
| Net realized and unrealized gain (loss) on investments | (8.29) | 44.90 | 13.14 | (14.44) | 8.93 |
| Total from Investment Operations | (9.27) | 44.81 | 13.54 | (14.74) | 8.10 |
| Redemption Fees | 0.01 | 0.02 | 0.01 | 0.01 | 0.05 |
| Less Distributions: | | | | | |
| From net investment income | — | (0.21) | — | — | — |
| From net realized gains | (1.65) | (0.75) | (0.44) | (0.38) | (0.52) |
| Total Distributions | (1.65) | (0.96) | (0.44) | (0.38) | (0.52) |
| Net Asset Value, End of Year | \$91.60 | \$102.51 | \$58.64 | \$45.53 | \$60.64 |
| Total return | (9.04)% | 76.44% | 29.76% | (24.28)% | 15.35% |
| SUPPLEMENTAL DATA AND RATIOS | | | | | |
| Net assets, end of Year (000's) | \$275,752 | \$323,380 | \$185,790 | \$144,397 | \$226,228 |
| Ratio of operating expenses to average net assets: ⁽⁴⁾ | 1.67% | 1.71% | 1.75% | 1.77% | 1.71% |
| Ratio of net investment income (loss) to average net assets: | (0.91)% | (0.12)% | 0.83% | (0.60)% | (1.29)% |
| Portfolio turnover rate ⁽⁵⁾ | 45% | 43% | 19% | 19% | 4% |

(1) Information presented relates to a share of capital stock outstanding for each year.

(2) Net investment income per share represents net investment income divided by the average shares outstanding throughout the year.

(3) Amount calculated is less than \$0.005.

(4) See Note #3, Investment Adviser, for the waiver and expense reimbursement discussion.

(5) Portfolio turnover of The Internet Portfolio.

The Global Fund

| | No Load Class | | | | |
|---|---|---|---|---|---|
| | For the Year Ended December 31, 2025 | For the Year Ended December 31, 2024 | For the Year Ended December 31, 2023 | For the Year Ended December 31, 2022 | For the Year Ended December 31, 2021 |
| PER SHARE DATA:⁽¹⁾ | | | | | |
| Net Asset Value, Beginning of Year | \$16.01 | \$9.39 | \$8.60 | \$9.33 | \$8.30 |
| Income from Investment Operations: | | | | | |
| Net investment income (loss) ⁽²⁾ | 0.04 | 0.10 | 0.15 | 0.02 | (0.09) |
| Net realized and unrealized gain (loss) on investments | 0.41 | 6.67 | 0.87 | (0.62) | 1.43 |
| Total from Investment Operations | 0.45 | 6.77 | 1.02 | (0.60) | 1.34 |
| Redemption Fees | 0.01 | 0.01 | 0.00 ⁽³⁾ | 0.00 ⁽³⁾ | 0.01 |
| Less Distributions: | | | | | |
| From net investment income | (0.27) | (0.16) | (0.23) | — | (0.29) |
| From net realized gains | (0.14) | — | — | (0.13) | (0.03) |
| Total Distributions | (0.41) | (0.16) | (0.23) | (0.13) | (0.32) |
| Net Asset Value, End of Year | \$16.06 | \$16.01 | \$9.39 | \$8.60 | \$9.33 |
| Total return | 2.89% | 72.16% | 11.89% | (6.46)% | 16.32% |
| SUPPLEMENTAL DATA AND RATIOS | | | | | |
| Net assets, end of Year (000's) | \$46,183 | \$40,018 | \$11,857 | \$21,052 | \$19,128 |
| Ratio of operating expenses to average net assets: | | | | | |
| Before expense reimbursement | 1.83% | 2.04% | 2.13% | 2.07% | 2.08% |
| After expense reimbursement ⁽⁴⁾ | 1.39% | 1.39% | 1.39% | 1.39% | 1.39% |
| Ratio of net investment income (loss) to average net assets: | 0.23% | 0.78% | 1.81% | 0.25% | (0.90)% |
| Portfolio turnover rate ⁽⁵⁾ | 5% | 34% | 16% | 57% | 7% |

(1) Information presented relates to a share of capital stock outstanding for each year.

(2) Net investment income per share represents net investment income divided by the average shares outstanding throughout the year.

(3) Amount calculated is less than \$0.005.

(4) See Note #3, Investment Adviser, for the waiver and expense reimbursement discussion.

(5) Portfolio turnover of The Global Portfolio.

The Paradigm Fund

| | Institutional Class | | | | |
|---|---|---|---|---|---|
| | For the Year Ended December 31, 2025 | For the Year Ended December 31, 2024 | For the Year Ended December 31, 2023 | For the Year Ended December 31, 2022 | For the Year Ended December 31, 2021 |
| PER SHARE DATA:⁽¹⁾ | | | | | |
| Net Asset Value, Beginning of Year | \$135.78 | \$74.10 | \$93.89 | \$74.09 | \$54.51 |
| Income from Investment Operations: | | | | | |
| Net investment income (loss) ⁽²⁾ | (1.12) | 0.22 | (0.24) | 0.03 | (0.52) |
| Net realized and unrealized gain (loss) on investments | (18.36) | 65.57 | (15.42) | 21.77 | 21.47 |
| Total from Investment Operations | 19.48 | 65.79 | (15.66) | 21.80 | 20.95 |
| Redemption Fees | 0.05 | 0.04 | 0.00 ⁽³⁾ | 0.00 ⁽³⁾ | 0.01 |
| Less Distributions: | | | | | |
| From net investment income | — | (0.29) | — | (0.15) | (0.16) |
| From net realized gains | (8.69) | (3.86) | (4.13) | (1.85) | (1.22) |
| Total Distributions | (8.69) | (4.15) | (4.13) | (2.00) | (1.38) |
| Net Asset Value, End of Year | \$107.66 | \$135.78 | \$74.10 | \$93.89 | \$74.09 |
| Total return | (14.41) % | 88.83% | (16.73)% | 29.43% | 38.44% |
| SUPPLEMENTAL DATA AND RATIOS | | | | | |
| Net assets, end of Year (000's) | \$266,058 | \$321,969 | \$222,295 | \$288,387 | \$229,996 |
| Ratio of operating expenses to average net assets: | | | | | |
| Before expense reimbursement | 1.59% | 1.61% | 1.63% | 1.62% | 1.63% |
| After expense reimbursement ⁽⁴⁾ | 1.44% | 1.44% | 1.44% | 1.44% | 1.44% |
| Ratio of net investment income (loss) to average net assets: | (0.81) % | 0.21% | (0.31)% | 0.04% | (0.68)% |
| Portfolio turnover rate ⁽⁵⁾ | 3% | 2% | 0% | 0% | 1% |

(1) Information presented relates to a share of capital stock outstanding for each year.

(2) Net investment income per share represents net investment income divided by the average shares outstanding throughout the year.

(3) Amount calculated is less than \$0.005.

(4) See Note #3, Investment Adviser, for the waiver and expense reimbursement discussion.

(5) Portfolio turnover of The Paradigm Portfolio.

The Small Cap Opportunities Fund

| | Institutional Class | | | | |
|---|---|---|---|---|---|
| | For the Year Ended December 31, 2025 | For the Year Ended December 31, 2024 | For the Year Ended December 31, 2023 | For the Year Ended December 31, 2022 | For the Year Ended December 31, 2021 |
| PER SHARE DATA: ⁽¹⁾ | | | | | |
| Net Asset Value, Beginning of Year | \$173.98 | \$106.78 | \$133.32 | \$100.83 | \$68.25 |
| Income from Investment Operations: | | | | | |
| Net investment income (loss) ⁽²⁾ | (0.38) | 1.21 | 0.48 | 0.31 | (0.73) |
| Net realized and unrealized gain (loss) on investments | (14.40) | 72.26 | (19.78) | 32.14 | 35.22 |
| Total from Investment Operations | (14.78) | 73.47 | (19.30) | 32.45 | 34.49 |
| Redemption Fees | 0.05 | 0.06 | 0.02 | 0.04 | 0.06 |
| Less Distributions: | | | | | |
| From net investment income | (0.68) | (3.20) | (1.56) | — | (1.97) |
| From net realized gains | — | (3.13) | (5.70) | — | — |
| Total Distributions | (0.68) | (6.33) | (7.26) | — | (1.97) |
| Net Asset Value, End of Year | \$158.57 | \$173.98 | \$106.78 | \$133.32 | \$100.83 |
| Total return | (8.47)% | 68.85% | (14.52)% | 32.22% | 50.62% |
| SUPPLEMENTAL DATA AND RATIOS | | | | | |
| Net assets, end of Year (000's) | \$110,848 | \$92,045 | \$55,494 | \$95,963 | \$49,484 |
| Ratio of operating expenses to average net assets: | | | | | |
| Before expense reimbursement | 1.60% | 1.64% | 1.67% | 1.64% | 1.65% |
| After expense reimbursement ⁽⁴⁾ | 1.44% | 1.44% | 1.44% | 1.44% | 1.44% |
| Ratio of net investment income (loss) to average net assets: | (0.22)% | 0.85% | 0.42% | 0.27% | (0.73)% |
| Portfolio turnover rate ⁽⁵⁾ | 0% | 6% | 2% | 6% | 3% |

(1) Information presented relates to a share of capital stock outstanding for each year.

(2) Net investment income per share represents net investment income divided by the average shares outstanding throughout the year.

(3) Amount calculated is less than \$0.005.

(4) See Note #3, Investment Adviser, for the waiver and expense reimbursement discussion.

(5) Portfolio turnover of The Small Cap Opportunities Portfolio.

The Market Opportunities Fund

| | Institutional Class | | | | |
|---|---|---|---|---|---|
| | For the Year Ended December 31, 2025 | For the Year Ended December 31, 2024 | For the Year Ended December 31, 2023 | For the Year Ended December 31, 2022 | For the Year Ended December 31, 2021 |
| PER SHARE DATA: ⁽¹⁾ | | | | | |
| Net Asset Value, Beginning of Year | \$77.72 | \$42.54 | \$46.29 | \$40.79 | \$32.34 |
| Income from Investment Operations: | | | | | |
| Net investment income (loss) ⁽²⁾ | 0.09 | 0.42 | 0.45 | 0.16 | (0.25) |
| Net realized and unrealized gain (loss) on investments | (2.38) | 35.45 | (3.76) | 6.04 | 9.39 |
| Total from Investment Operations | (2.29) | 35.88 | (3.31) | 6.20 | 9.14 |
| Redemption Fees | 0.05 | 0.02 | 0.00 ⁽³⁾ | 0.00 ⁽³⁾ | 0.02 |
| Less Distributions: | | | | | |
| From net investment income | (0.29) | (0.63) | (0.44) | (0.03) | (0.67) |
| From net realized gains | (0.36) | (0.09) | — | (0.67) | (0.04) |
| Total Distributions | (0.65) | (0.72) | (0.44) | (0.70) | (0.71) |
| Net Asset Value, End of Year | \$74.83 | \$77.72 | \$42.54 | \$46.29 | \$40.79 |
| Total return | (2.89) % | 84.40% | (7.14)% | 15.21% | 28.31% |
| SUPPLEMENTAL DATA AND RATIOS | | | | | |
| Net assets, end of Year (000's) | \$33,675 | \$28,338 | \$19,964 | \$21,577 | \$22,655 |
| Ratio of operating expenses to average net assets: | | | | | |
| Before expense reimbursement | 1.63% | 1.67% | 1.71% | 1.71% | 1.70% |
| After expense reimbursement ⁽³⁾ | 1.20% | 1.20% | 1.20% | 1.20% | 1.20% |
| Ratio of net investment income (loss) to average net assets: | 0.10% | 0.73% | 1.10% | 0.38% | (0.59)% |
| Portfolio turnover rate ⁽⁴⁾ | 4% | 7% | 5% | 13% | 2% |

(1) Information presented relates to a share of capital stock outstanding for each year.

(2) Net investment income per share represents net investment income divided by the average shares outstanding throughout the year.

(3) Amount calculated is less than \$0.005.

(4) See Note #3, Investment Adviser, for the waiver and expense reimbursement discussion.

(5) Portfolio turnover of The Market Opportunities Portfolio.

Kinetics Mutual Funds, Inc.

The Internet Fund
The Global Fund
The Paradigm Fund

The Small Cap Opportunities Fund
The Market Opportunities Fund

Investment Adviser
and Shareholder Servicing Agent

*Horizon Kinetics Asset Management LLC
470 Park Avenue South
New York, NY 10016*

Legal Counsel

*Seward & Kissel LLP
901 K Street N.W., Suite 800
Washington, DC 20001*

Independent Registered Public
Accounting Firm

*Tait, Weller & Baker LLP
Two Liberty Place
50 South 16th Street, Suite 2900
Philadelphia, PA 19102*

Distributor

*Kinetics Funds Distributor LLC
470 Park Avenue South
New York, NY 10016*

Transfer Agent, Fund Accountant,
and Administrator

*U.S. Bank Global Fund Services
615 East Michigan Street
Milwaukee, WI 53202*

Custodian

*U.S. Bank N.A.
1555 N. RiverCenter Drive, Suite 302
Milwaukee, WI 53212*

You may obtain the following and other information on the Funds free of charge:

Statement of Additional Information (SAI) dated April 30, 2026

The SAI of the Funds provides more details about each Fund's policies and management. The Funds' SAI and financial statements in each Fund's [Form N-CSR](#) for its most recent fiscal year are incorporated by reference into (and are legally part of) this Prospectus.

Annual and Semi-Annual Reports and N-CSR Filings

Additional information about the Funds' investments is available in the Funds' annual and semi-annual reports to shareholders and in [Form N-CSR](#). In the Funds' annual report, you will find a discussion of the market conditions and investment strategies that significantly affected each Fund's performance during the last fiscal year. In [Form N-CSR](#), you will find each Fund's annual and semi-annual financial statements.

To receive any of these documents or the Funds' Prospectus, free of charge, to request additional information about the Company or to make shareholder inquiries, please contact us:

By Telephone:

(800) 930-3828

By Internet:

<https://www.kineticsfunds.com>

By Mail:

*Kinetics Mutual Funds, Inc.
c/o U.S. Bank Global Fund Services
P.O. Box 219252
Kansas City, MO 64121-9252*

Additionally, the foregoing Fund documents are available on the Funds' website listed above.

SEC:

Reports and other information about each Fund are available on the EDGAR Database on the SEC's website at <https://www.sec.gov>. Copies of the information may be obtained, after paying a duplicating fee, by electronic request at the following E-mail address: publicinfo@sec.gov.